



Одноконтурные паяные пластинчатые теплообменники WTK
(P7 - испарители)



DATA	15.02.2019
CUSTOMER	
REFERENCE	

Evaporator Model		P7-10 Ev-F	
Number of circuits		1	1
Requested capacity	kW	6,55	
Margin	%	0	
PED category		---	

INPUT DATA		PRIMARY SIDE	SECONDARY SIDE
Refrigerant		R407C	
Evaporating Temperature	°C	2 (Dew)	
Evaporating Pressure	bar A	4,938	
Superheating	K	5	
Condensing Temperature	°C	40 (Dew)	
Condensing Pressure	bar A	15,413	
Subcooling	K	5	
Pressure drop	kPa	26	
Fluid			WATER
Inlet Temperature	°C		12
Outlet Temperature	°C		7
Flow rate	m ³ /h		1,12
Pressure drop	kPa		23,8
Fouling factor	(m ² K)/W		0,000043
Velocity (Inside)	m/s	---	0,25
Exchange coefficient	W/(m ² K)	2695	7524
DTML	°C		7,21

WARNING

No warnings

DIMENSIONS

Surface	m ²	0,7000	
Weight	kg	4	
Channel volume	dm ³	0,5	0,6
Height	mm	526	
Width	mm	120	
Depth	mm	29,4	
Connections		ODS 22/ODS 35	1.1/4" G/1.1/4" G

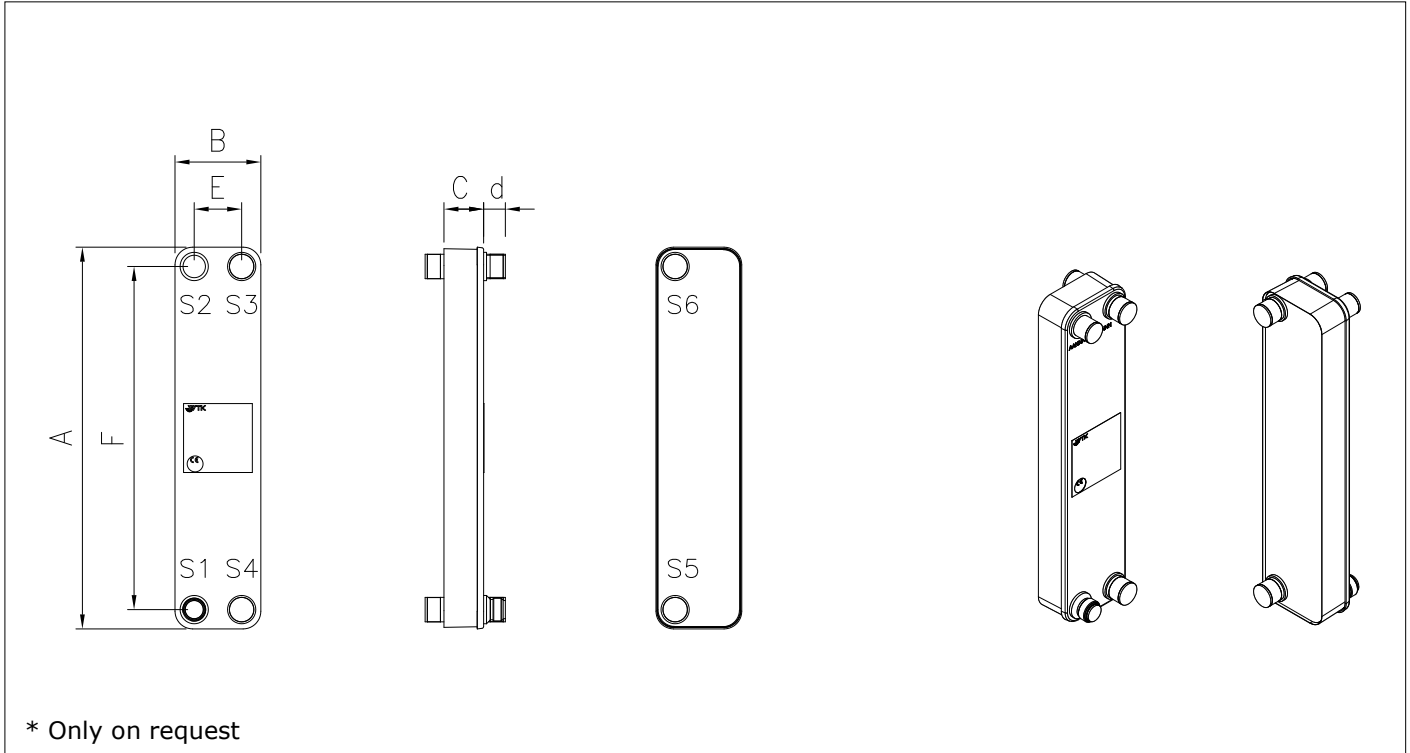
OFFER

Unit net price	Euro	
----------------	------	--

NOTES

--

DATA	15.02.2019
CUSTOMER	
REFERENCE	

DRAWING

DIMENSIONS (mm)
DATA

DIMENSIONS (mm)		DATA				
A	526	S1	ODS 22	Surface	m?	0,7000
B	120	S2	ODS 35	Weight	kg	4
C	29,4	S3	1.1/4" G			
E	66	S4	1.1/4" G			
F	473	S5*	1.1/4" G			
G	--	S6*	1.1/4" G			
d	27	S7	--			
		S8	--			

This software is only to be used as an assistance and does not replace the necessary specialist knowledge and experience when designing heat exchangers. We continuously work in order to improve and correct the software. Nevertheless we cannot guarantee its absolute infallibility. Therefore the use of the program is at the user's risk.

DATA	15.02.2019
CUSTOMER	
REFERENCE	

Evaporator Model		P7-14 Ev-F	
Number of circuits		1	1
Requested capacity	kW	9,37	
Margin	%	0	
PED category		---	

INPUT DATA		PRIMARY SIDE	SECONDARY SIDE
Refrigerant		R407C	
Evaporating Temperature	°C	2 (Dew)	
Evaporating Pressure	bar A	4,938	
Superheating	K	5	
Condensing Temperature	°C	40 (Dew)	
Condensing Pressure	bar A	15,413	
Subcooling	K	5	
Pressure drop	kPa	25	
Fluid			WATER
Inlet Temperature	°C		12
Outlet Temperature	°C		7
Flow rate	m ³ /h		1,61
Pressure drop	kPa		24,8
Fouling factor	(m ² K)/W		0,000043
Velocity (Inside)	m/s	---	0,25
Exchange coefficient	W/(m ² K)	2710	7633
DTML	°C		7,21

WARNING

No warnings

DIMENSIONS

Surface	m ²	0,98	
Weight	kg	5	
Channel volume	dm ³	0,7	0,8
Height	mm	526	
Width	mm	120	
Depth	mm	39	
Connections		ODS 22/ODS 35	1.1/4" G/1.1/4" G

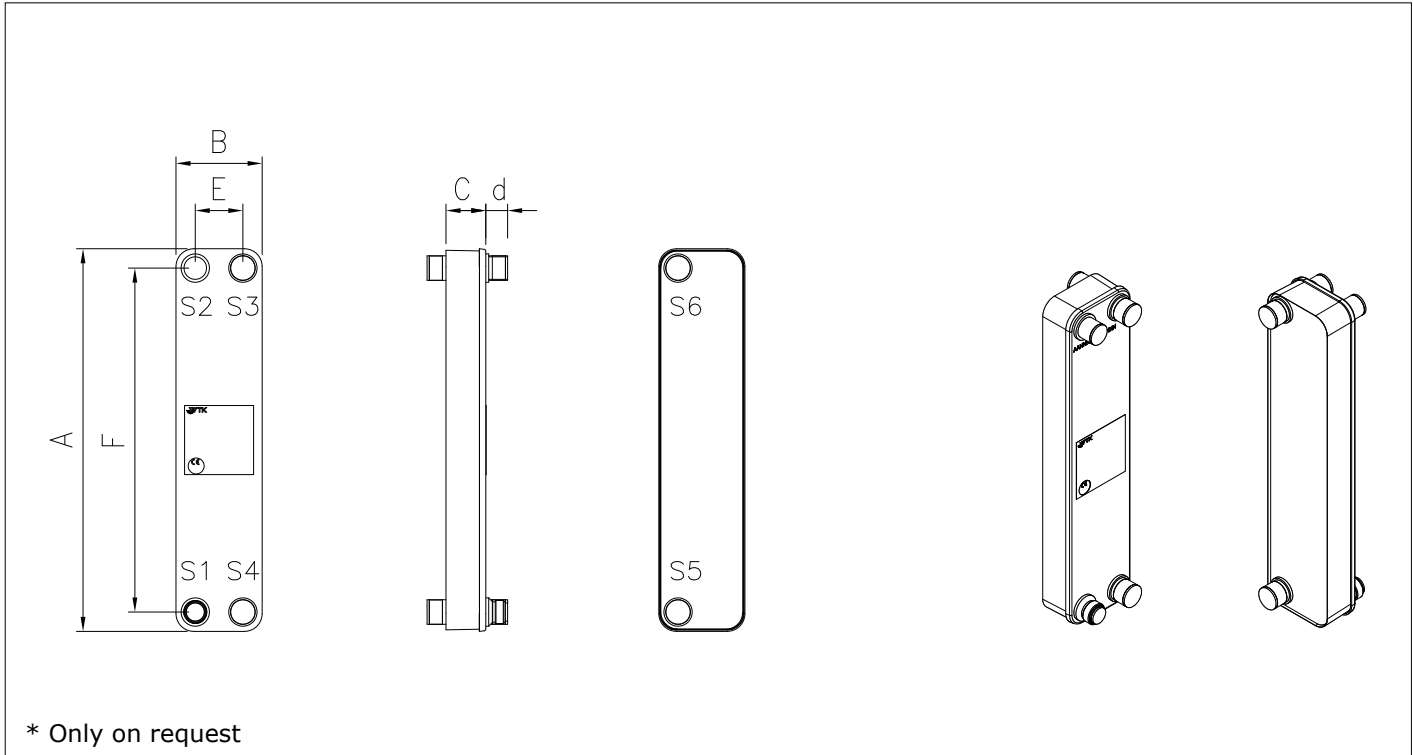
OFFER

Unit net price	Euro	
----------------	------	--

NOTES

--

DATA	15.02.2019
CUSTOMER	
REFERENCE	

DRAWING

DIMENSIONS (mm)
DATA

A	526	S1	ODS 22	Surface	m?	0,98
B	120	S2	ODS 35	Weight	kg	5
C	39	S3	1.1/4" G			
E	66	S4	1.1/4" G			
F	473	S5*	1.1/4" G			
G	--	S6*	1.1/4" G			
d	27	S7	--			
		S8	--			

This software is only to be used as an assistance and does not replace the necessary specialist knowledge and experience when designing heat exchangers. We continuously work in order to improve and correct the software. Nevertheless we cannot guarantee its absolute infallibility. Therefore the use of the program is at the user's risk.

DATA	15.02.2019
CUSTOMER	
REFERENCE	

Evaporator Model		P7-20 Ev-F	
Number of circuits		1	1
Requested capacity	kW	14,04	
Margin	%	0	
PED category		---	

INPUT DATA		PRIMARY SIDE	SECONDARY SIDE
Refrigerant		R407C	
Evaporating Temperature	°C	2 (Dew)	
Evaporating Pressure	bar A	4,938	
Superheating	K	5	
Condensing Temperature	°C	40 (Dew)	
Condensing Pressure	bar A	15,413	
Subcooling	K	5	
Pressure drop	kPa	25	
Fluid			WATER
Inlet Temperature	°C		12
Outlet Temperature	°C		7
Flow rate	m ³ /h		2,41
Pressure drop	kPa		27,3
Fouling factor	(m ² K)/W		0,000043
Velocity (Inside)	m/s	---	0,27
Exchange coefficient	W/(m ² K)	2881	7880
DTML	°C		7,21

WARNING

No warnings

DIMENSIONS

Surface	m ²	1,400
Weight	kg	6
Channel volume	dm ³	1,1 1,2
Height	mm	526
Width	mm	120
Depth	mm	53,4
Connections		ODS 22/ODS 35 1.1/4" G/1.1/4" G

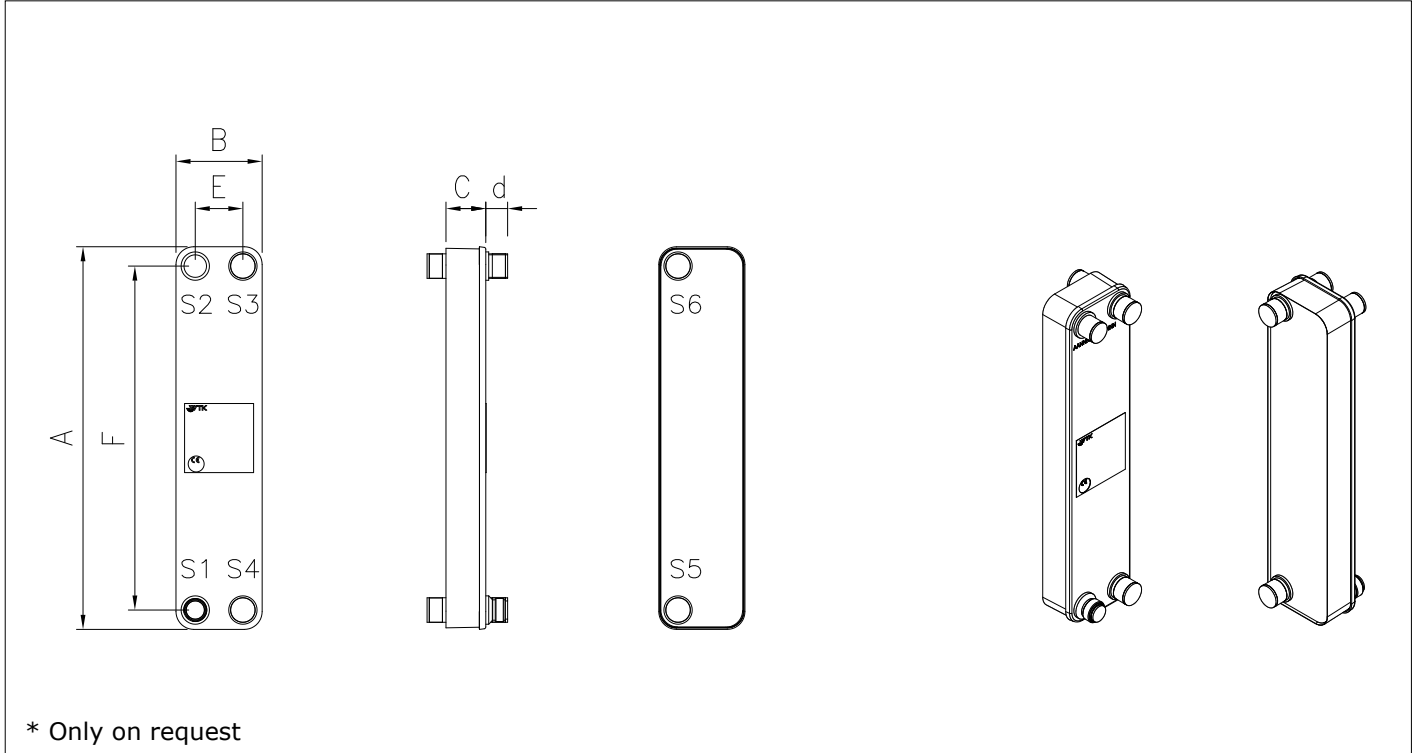
OFFER

Unit net price	Euro
----------------	------

NOTES

--

DATA	15.02.2019
CUSTOMER	
REFERENCE	

DRAWING

DIMENSIONS (mm)
DATA

DIMENSIONS (mm)		DATA				
A	526	S1	ODS 22	Surface	m?	1,400
B	120	S2	ODS 35	Weight	kg	6
C	53,4	S3	1.1/4" G			
E	66	S4	1.1/4" G			
F	473	S5*	1.1/4" G			
G	--	S6*	1.1/4" G			
d	27	S7	--			
		S8	--			

This software is only to be used as an assistance and does not replace the necessary specialist knowledge and experience when designing heat exchangers. We continuously work in order to improve and correct the software. Nevertheless we cannot guarantee its absolute infallibility. Therefore the use of the program is at the user's risk.

DATA	15.02.2019
CUSTOMER	
REFERENCE	

Evaporator Model		P7-24 Ev-F	
Number of circuits		1	1
Requested capacity	kW	16,86	
Margin	%	0	
PED category		---	

INPUT DATA		PRIMARY SIDE	SECONDARY SIDE
Refrigerant		R407C	
Evaporating Temperature	°C	2 (Dew)	
Evaporating Pressure	bar A	4,938	
Superheating	K	5	
Condensing Temperature	°C	40 (Dew)	
Condensing Pressure	bar A	15,413	
Subcooling	K	5	
Pressure drop	kPa	24	
Fluid			WATER
Inlet Temperature	°C		12
Outlet Temperature	°C		7
Flow rate	m ³ /h		2,89
Pressure drop	kPa		27,6
Fouling factor	(m ² K)/W		0,000043
Velocity (Inside)	m/s	---	0,27
Exchange coefficient	W/(m ² K)	2858	7884
DTML	°C		7,21

WARNING

No warnings

DIMENSIONS

Surface	m ²	1,68	
Weight	kg	7	
Channel volume	dm ³	1,3	1,4
Height	mm	526	
Width	mm	120	
Depth	mm	63	
Connections		ODS 22/ODS 35	1.1/4" G/1.1/4" G

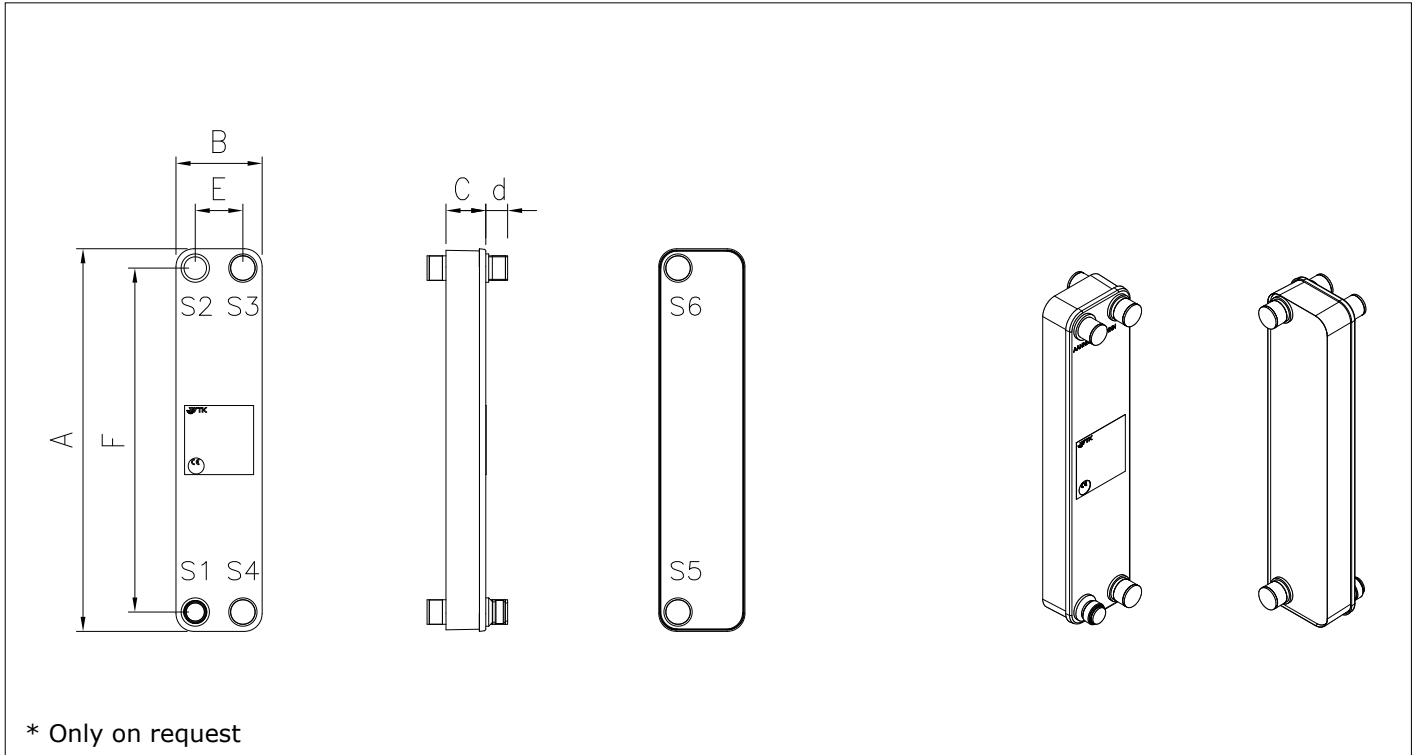
OFFER

Unit net price	Euro	
----------------	------	--

NOTES

--

DATA	15.02.2019
CUSTOMER	
REFERENCE	

DRAWING

DIMENSIONS (mm)
DATA

Dimension	Value	Symbol	Material	Surface	Weight	Unit	Value
A	526	S1	ODS 22	Surface		m?	1,68
B	120	S2	ODS 35	Weight		kg	7
C	63	S3	1.1/4" G				
E	66	S4	1.1/4" G				
F	473	S5*	1.1/4" G				
G	--	S6*	1.1/4" G				
d	27	S7	--				
		S8	--				

This software is only to be used as an assistance and does not replace the necessary specialist knowledge and experience when designing heat exchangers. We continuously work in order to improve and correct the software. Nevertheless we cannot guarantee its absolute infallibility. Therefore the use of the program is at the user's risk.

DATA	15.02.2019
CUSTOMER	
REFERENCE	

Evaporator Model		P7-30 Ev-F	
Number of circuits		1	1
Requested capacity	kW	21,13	
Margin	%	0	
PED category		---	

INPUT DATA		PRIMARY SIDE	SECONDARY SIDE
Refrigerant		R407C	
Evaporating Temperature	°C	2 (Dew)	
Evaporating Pressure	bar A	4,938	
Superheating	K	5	
Condensing Temperature	°C	40 (Dew)	
Condensing Pressure	bar A	15,413	
Subcooling	K	5	
Pressure drop	kPa	26	
Fluid			WATER
Inlet Temperature	°C		12
Outlet Temperature	°C		7
Flow rate	m ³ /h		3,63
Pressure drop	kPa		28,2
Fouling factor	(m ² K)/W		0,000043
Velocity (Inside)	m/s	---	0,27
Exchange coefficient	W/(m ² K)	2848	7898
DTML	°C		7,21

WARNING

No warnings

DIMENSIONS

Surface	m ²	2,100	
Weight	kg	8	
Channel volume	dm ³	1,7	1,8
Height	mm	526	
Width	mm	120	
Depth	mm	77,4	
Connections		ODS 22/ODS 35	1.1/4" G/1.1/4" G

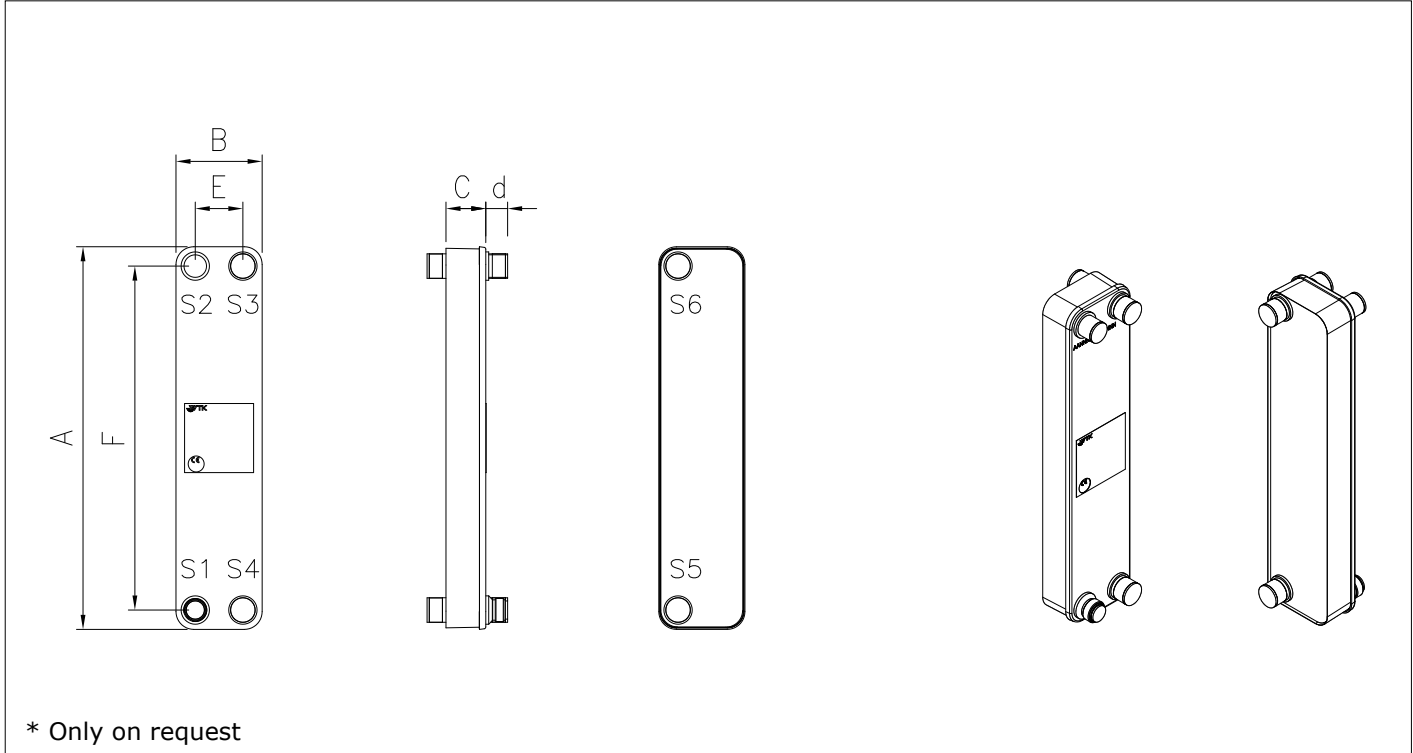
OFFER

Unit net price	Euro	
----------------	------	--

NOTES

--

DATA	15.02.2019
CUSTOMER	
REFERENCE	

DRAWING

DIMENSIONS (mm)
DATA

A	526	S1	ODS 22	Surface	m?	2,100
B	120	S2	ODS 35	Weight	kg	8
C	77,4	S3	1.1/4" G			
E	66	S4	1.1/4" G			
F	473	S5*	1.1/4" G			
G	--	S6*	1.1/4" G			
d	27	S7	--			
		S8	--			

This software is only to be used as an assistance and does not replace the necessary specialist knowledge and experience when designing heat exchangers. We continuously work in order to improve and correct the software. Nevertheless we cannot guarantee its absolute infallibility. Therefore the use of the program is at the user's risk.

DATA	15.02.2019
CUSTOMER	
REFERENCE	

Evaporator Model		P7-34 Ev-F	
Number of circuits		1	1
Requested capacity	kW	24,05	
Margin	%	0	
PED category		---	

INPUT DATA		PRIMARY SIDE	SECONDARY SIDE
Refrigerant		R407C	
Evaporating Temperature	°C	2 (Dew)	
Evaporating Pressure	bar A	4,938	
Superheating	K	5	
Condensing Temperature	°C	40 (Dew)	
Condensing Pressure	bar A	15,413	
Subcooling	K	5	
Pressure drop	kPa	27	
Fluid			WATER
Inlet Temperature	°C		12
Outlet Temperature	°C		7
Flow rate	m ³ /h		4,13
Pressure drop	kPa		28,7
Fouling factor	(m ² K)/W		0,000043
Velocity (Inside)	m/s	---	0,27
Exchange coefficient	W/(m ² K)	2856	7920
DTML	°C		7,21

WARNING

No warnings

DIMENSIONS

Surface	m ²	2,38	
Weight	kg	9	
Channel volume	dm ³	1,9	2
Height	mm	526	
Width	mm	120	
Depth	mm	87	
Connections		ODS 22/ODS 35	1.1/4" G/1.1/4" G

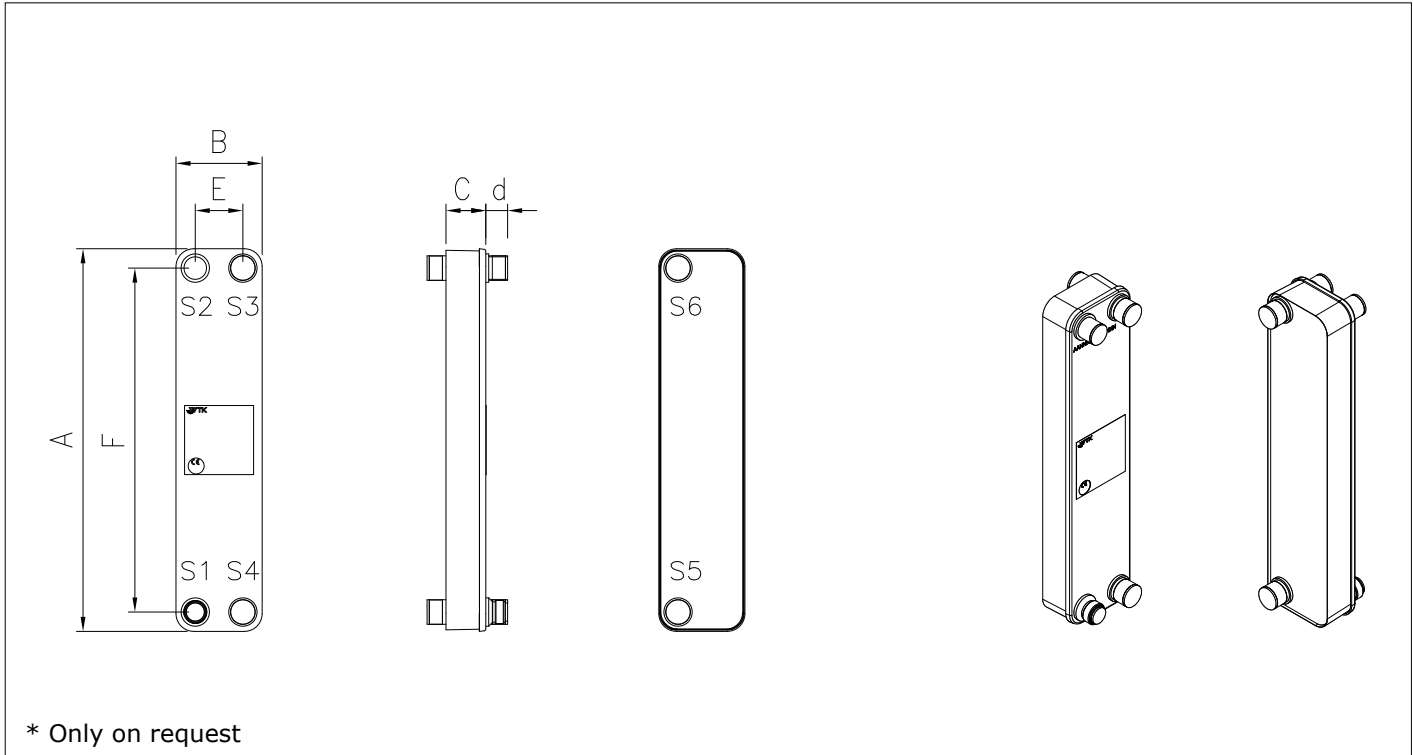
OFFER

Unit net price	Euro	
----------------	------	--

NOTES

--

DATA	15.02.2019
CUSTOMER	
REFERENCE	

DRAWING

DIMENSIONS (mm)
DATA

DIMENSIONS (mm)	DATA
A	526
B	120
C	87
E	66
F	473
G	--
d	27
S1	ODS 22
S2	ODS 35
S3	1.1/4" G
S4	1.1/4" G
S5*	1.1/4" G
S6*	1.1/4" G
S7	--
S8	--
Surface	m?
Weight	kg
	2,38
	9

This software is only to be used as an assistance and does not replace the necessary specialist knowledge and experience when designing heat exchangers. We continuously work in order to improve and correct the software. Nevertheless we cannot guarantee its absolute infallibility. Therefore the use of the program is at the user's risk.

DATA	15.02.2019
CUSTOMER	
REFERENCE	

Evaporator Model		P7-40 Ev-F	
Number of circuits		1	1
Requested capacity	kW	28,42	
Margin	%	0	
PED category		---	

INPUT DATA		PRIMARY SIDE	SECONDARY SIDE
Refrigerant		R407C	
Evaporating Temperature	°C	2 (Dew)	
Evaporating Pressure	bar A	4,938	
Superheating	K	5	
Condensing Temperature	°C	40 (Dew)	
Condensing Pressure	bar A	15,413	
Subcooling	K	5	
Pressure drop	kPa	29	
Fluid			WATER
Inlet Temperature	°C		12
Outlet Temperature	°C		7
Flow rate	m ³ /h		4,88
Pressure drop	kPa		29,5
Fouling factor	(m ² K)/W		0,000043
Velocity (Inside)	m/s	---	0,27
Exchange coefficient	W/(m ² K)	2870	7944
DTML	°C		7,21

WARNING

No warnings

DIMENSIONS

Surface	m ²	2,800	
Weight	kg	10	
Channel volume	dm ³	2,3	2,4
Height	mm	526	
Width	mm	120	
Depth	mm	101,4	
Connections		ODS 22/ODS 35	1.1/4" G/1.1/4" G

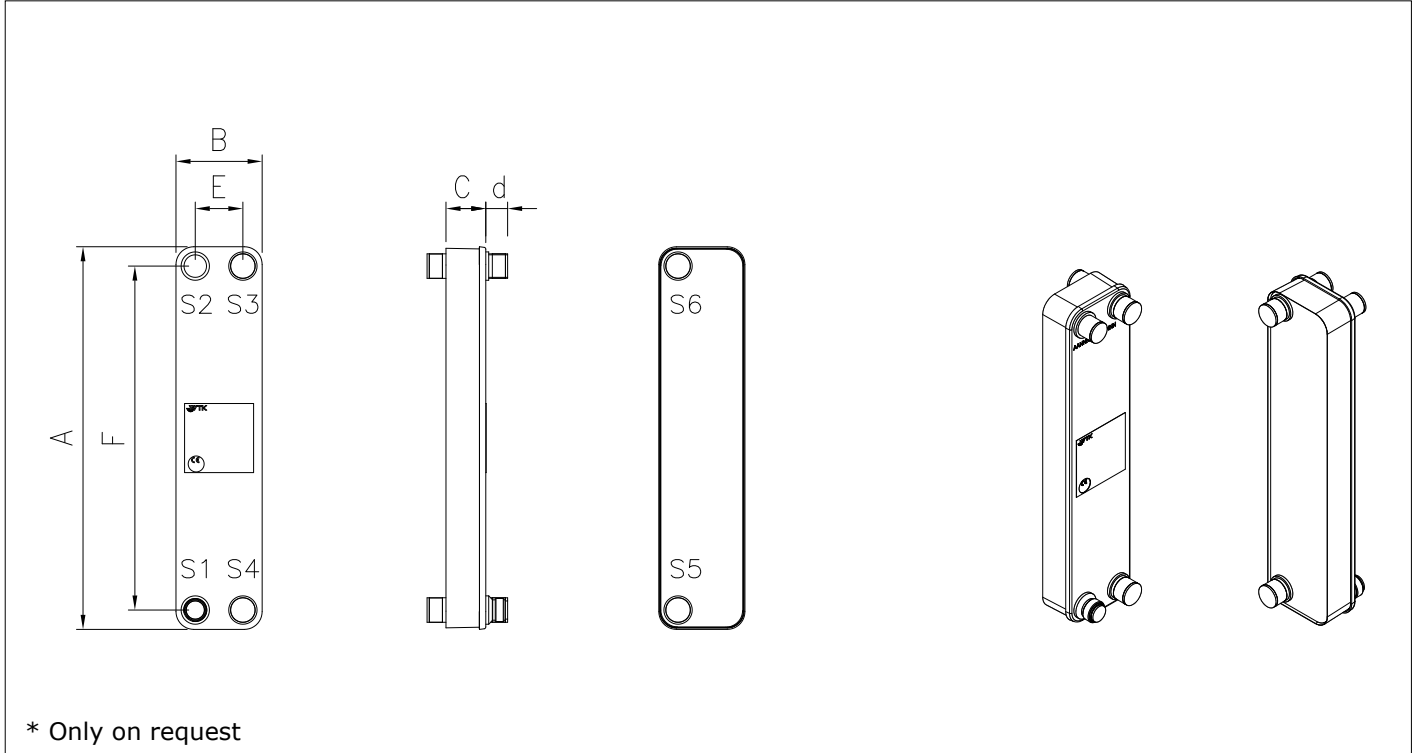
OFFER

Unit net price	Euro	
----------------	------	--

NOTES

--

DATA	15.02.2019
CUSTOMER	
REFERENCE	

DRAWING

DIMENSIONS (mm)
DATA

A	526	S1	ODS 22	Surface	m?	2,800
B	120	S2	ODS 35	Weight	kg	10
C	101,4	S3	1.1/4" G			
E	66	S4	1.1/4" G			
F	473	S5*	1.1/4" G			
G	--	S6*	1.1/4" G			
d	27	S7	--			
		S8	--			

This software is only to be used as an assistance and does not replace the necessary specialist knowledge and experience when designing heat exchangers. We continuously work in order to improve and correct the software. Nevertheless we cannot guarantee its absolute infallibility. Therefore the use of the program is at the user's risk.

DATA	15.02.2019
CUSTOMER	
REFERENCE	

Evaporator Model		P7-46 Ev-F	
Number of circuits		1	1
Requested capacity	kW	32,26	
Margin	%	0	
PED category		---	

INPUT DATA		PRIMARY SIDE	SECONDARY SIDE
Refrigerant		R407C	
Evaporating Temperature	°C	2 (Dew)	
Evaporating Pressure	bar A	4,938	
Superheating	K	5	
Condensing Temperature	°C	40 (Dew)	
Condensing Pressure	bar A	15,413	
Subcooling	K	5	
Pressure drop	kPa	30	
Fluid			WATER
Inlet Temperature	°C		12
Outlet Temperature	°C		7
Flow rate	m ³ /h		5,54
Pressure drop	kPa		29,5
Fouling factor	(m ² K)/W		0,000043
Velocity (Inside)	m/s	---	0,27
Exchange coefficient	W/(m ² K)	2800	7876
DTML	°C		7,21

WARNING

No warnings

DIMENSIONS

Surface	m ²	3,22	
Weight	kg	12	
Channel volume	dm ³	2,6	2,8
Height	mm	526	
Width	mm	120	
Depth	mm	115,8	
Connections		ODS 22/ODS 35	1.1/4" G/1.1/4" G

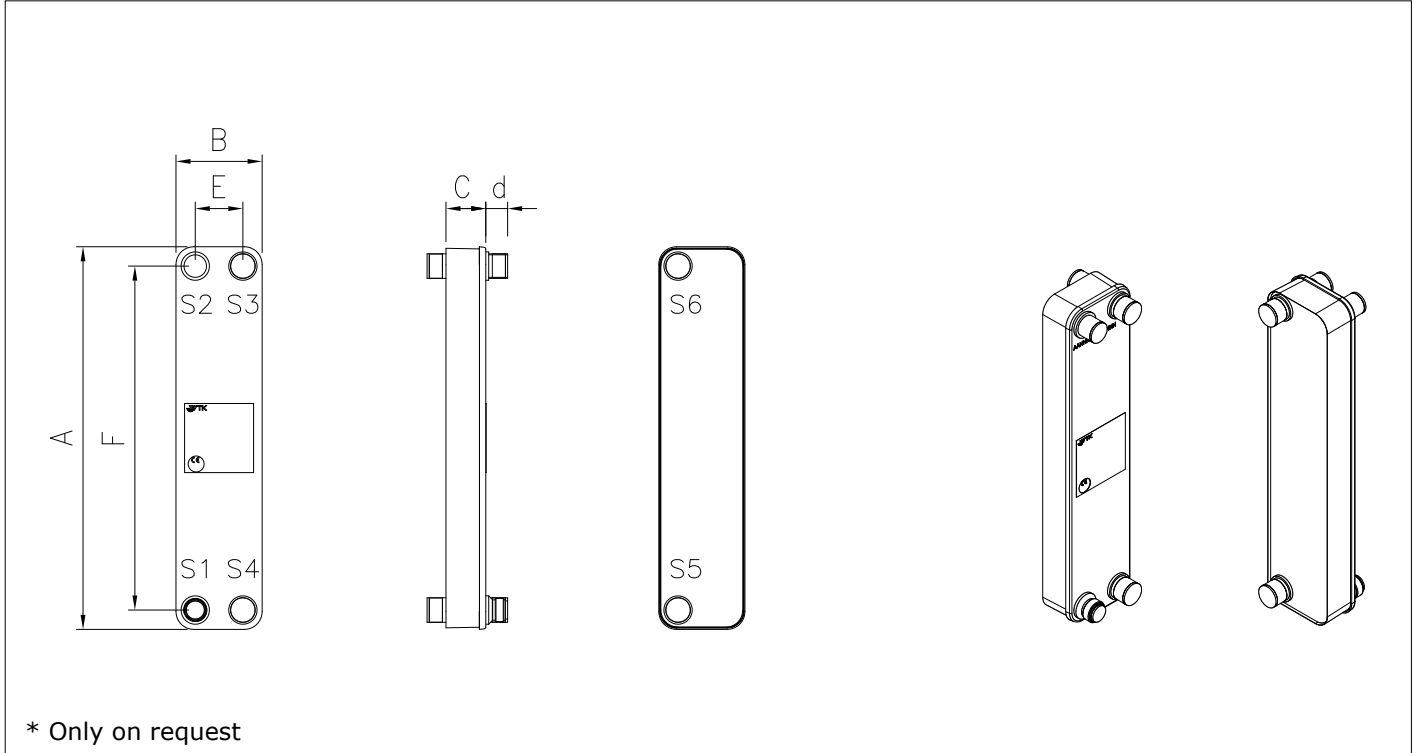
OFFER

Unit net price	Euro	
----------------	------	--

NOTES

--

DATA	15.02.2019
CUSTOMER	
REFERENCE	

DRAWING

DIMENSIONS (mm)
DATA

A	526	S1	ODS 22	Surface	m?	3,22
B	120	S2	ODS 35	Weight	kg	12
C	115,8	S3	1.1/4" G			
E	66	S4	1.1/4" G			
F	473	S5*	1.1/4" G			
G	--	S6*	1.1/4" G			
d	27	S7	--			
		S8	--			

This software is only to be used as an assistance and does not replace the necessary specialist knowledge and experience when designing heat exchangers. We continuously work in order to improve and correct the software. Nevertheless we cannot guarantee its absolute infallibility. Therefore the use of the program is at the user's risk.

DATA	15.02.2019
CUSTOMER	
REFERENCE	

Evaporator Model		P7-50 Ev-F	
Number of circuits		1	1
Requested capacity	kW	34,80	
Margin	%	0	
PED category		---	

INPUT DATA		PRIMARY SIDE	SECONDARY SIDE
Refrigerant		R407C	
Evaporating Temperature	°C	2 (Dew)	
Evaporating Pressure	bar A	4,938	
Superheating	K	5	
Condensing Temperature	°C	40 (Dew)	
Condensing Pressure	bar A	15,413	
Subcooling	K	5	
Pressure drop	kPa	30	
Fluid			WATER
Inlet Temperature	°C		12
Outlet Temperature	°C		7
Flow rate	m ³ /h		5,97
Pressure drop	kPa		29,5
Fouling factor	(m ² K)/W		0,000043
Velocity (Inside)	m/s	---	0,26
Exchange coefficient	W/(m ² K)	2759	7836
DTML	°C		7,21

WARNING

No warnings

DIMENSIONS

Surface	m ²	3,5	
Weight	kg	12	
Channel volume	dm ³	2,9	3
Height	mm	526	
Width	mm	120	
Depth	mm	125,4	
Connections		ODS 22/ODS 35	1.1/4" G/1.1/4" G

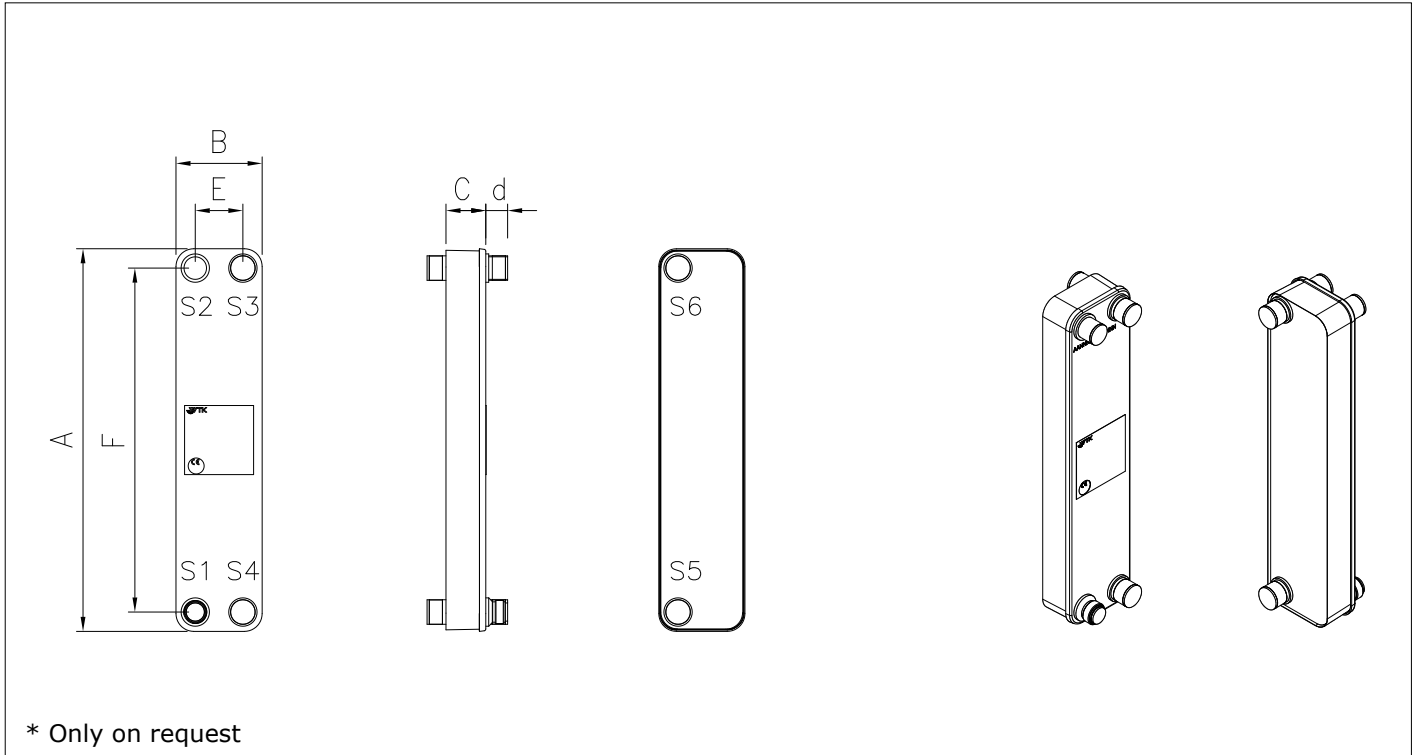
OFFER

Unit net price	Euro	
----------------	------	--

NOTES

--

DATA	15.02.2019
CUSTOMER	
REFERENCE	

DRAWING

DIMENSIONS (mm)
DATA

Dimension	Value	Label	Material	Surface	Weight	Value
A	526	S1	ODS 22	Surface	m?	3,5
B	120	S2	ODS 35	Weight	kg	12
C	125,4	S3	1.1/4" G			
E	66	S4	1.1/4" G			
F	473	S5*	1.1/4" G			
G	--	S6*	1.1/4" G			
d	27	S7	--			
		S8	--			

This software is only to be used as an assistance and does not replace the necessary specialist knowledge and experience when designing heat exchangers. We continuously work in order to improve and correct the software. Nevertheless we cannot guarantee its absolute infallibility. Therefore the use of the program is at the user's risk.

DATA	15.02.2019
CUSTOMER	
REFERENCE	

Evaporator Model		P7-60 Ev-F	
Number of circuits		1	1
Requested capacity	kW	40,99	
Margin	%	0	
PED category		---	

INPUT DATA		PRIMARY SIDE	SECONDARY SIDE
Refrigerant		R407C	
Evaporating Temperature	°C	2 (Dew)	
Evaporating Pressure	bar A	4,938	
Superheating	K	5	
Condensing Temperature	°C	40 (Dew)	
Condensing Pressure	bar A	15,413	
Subcooling	K	5	
Pressure drop	kPa	33	
Fluid			WATER
Inlet Temperature	°C		12
Outlet Temperature	°C		7
Flow rate	m ³ /h		7,03
Pressure drop	kPa		29,9
Fouling factor	(m ² K)/W		0,000043
Velocity (Inside)	m/s	---	0,26
Exchange coefficient	W/(m ² K)	2663	7740
DTML	°C		7,21

WARNING

No warnings

DIMENSIONS

Surface	m ²	4,200	
Weight	kg	14	
Channel volume	dm ³	3,5	3,6
Height	mm	526	
Width	mm	120	
Depth	mm	149,4	
Connections		ODS 22/ODS 35	1.1/4" G/1.1/4" G

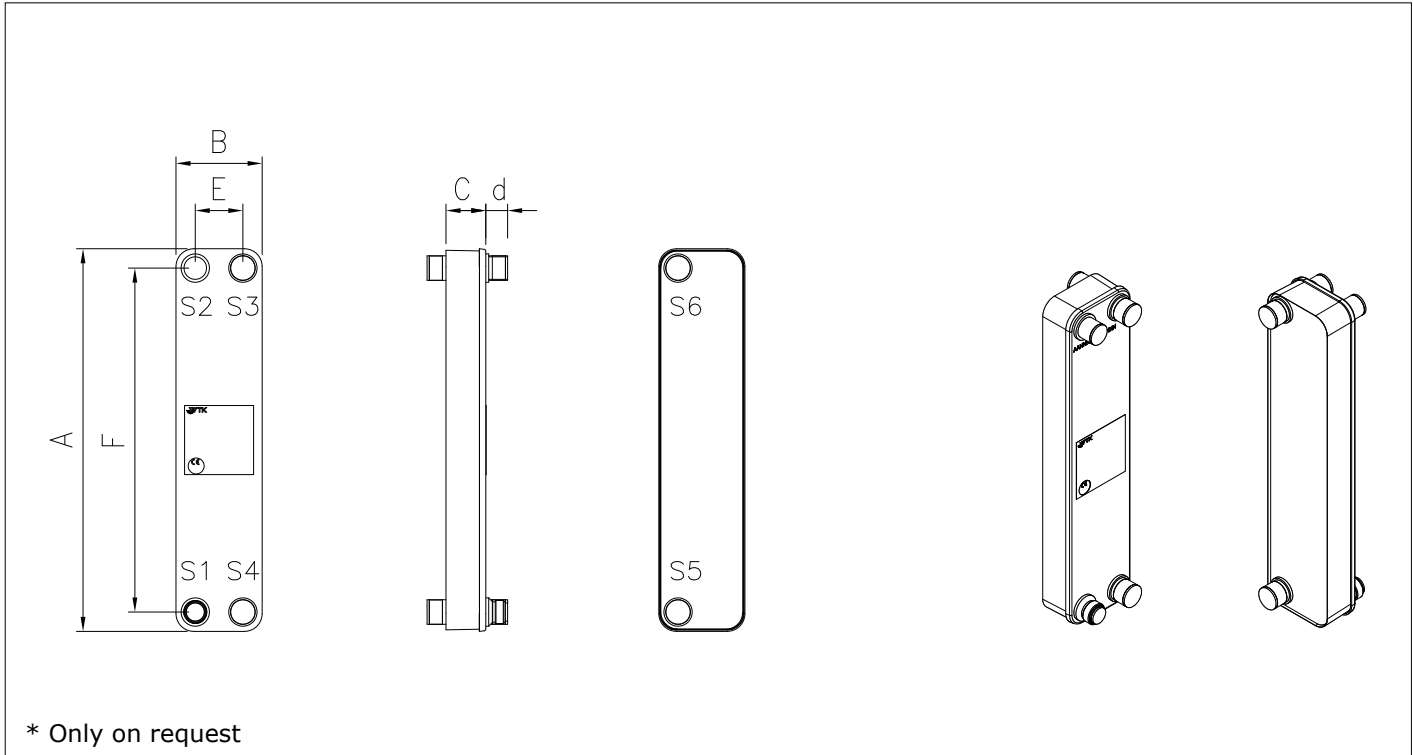
OFFER

Unit net price	Euro	
----------------	------	--

NOTES

--

DATA	15.02.2019
CUSTOMER	
REFERENCE	

DRAWING

DIMENSIONS (mm)
DATA

DIMENSIONS (mm)		DATA				
A	526	S1	ODS 22	Surface	m?	4,200
B	120	S2	ODS 35	Weight	kg	14
C	149,4	S3	1.1/4" G			
E	66	S4	1.1/4" G			
F	473	S5*	1.1/4" G			
G	--	S6*	1.1/4" G			
d	27	S7	--			
		S8	--			

This software is only to be used as an assistance and does not replace the necessary specialist knowledge and experience when designing heat exchangers. We continuously work in order to improve and correct the software. Nevertheless we cannot guarantee its absolute infallibility. Therefore the use of the program is at the user's risk.

DATA	15.02.2019
CUSTOMER	
REFERENCE	

Evaporator Model		P7-70 Ev-F	
Number of circuits		1	1
Requested capacity	kW	46,58	
Margin	%	0	
PED category		---	

INPUT DATA		PRIMARY SIDE	SECONDARY SIDE
Refrigerant		R407C	
Evaporating Temperature	°C	2 (Dew)	
Evaporating Pressure	bar A	4,938	
Superheating	K	5	
Condensing Temperature	°C	40 (Dew)	
Condensing Pressure	bar A	15,413	
Subcooling	K	5	
Pressure drop	kPa	35	
Fluid			WATER
Inlet Temperature	°C		12
Outlet Temperature	°C		7
Flow rate	m ³ /h		7,99
Pressure drop	kPa		29,9
Fouling factor	(m ² K)/W		0,000043
Velocity (Inside)	m/s	---	0,25
Exchange coefficient	W/(m ² K)	2550	7606
DTML	°C		7,21

WARNING

No warnings

DIMENSIONS

Surface	m ²		4,9	
Weight	kg		16	
Channel volume	dm ³	4,1		4,2
Height	mm		526	
Width	mm		120	
Depth	mm		173,4	
Connections		ODS 22/ODS 35		1.1/4" G/1.1/4" G

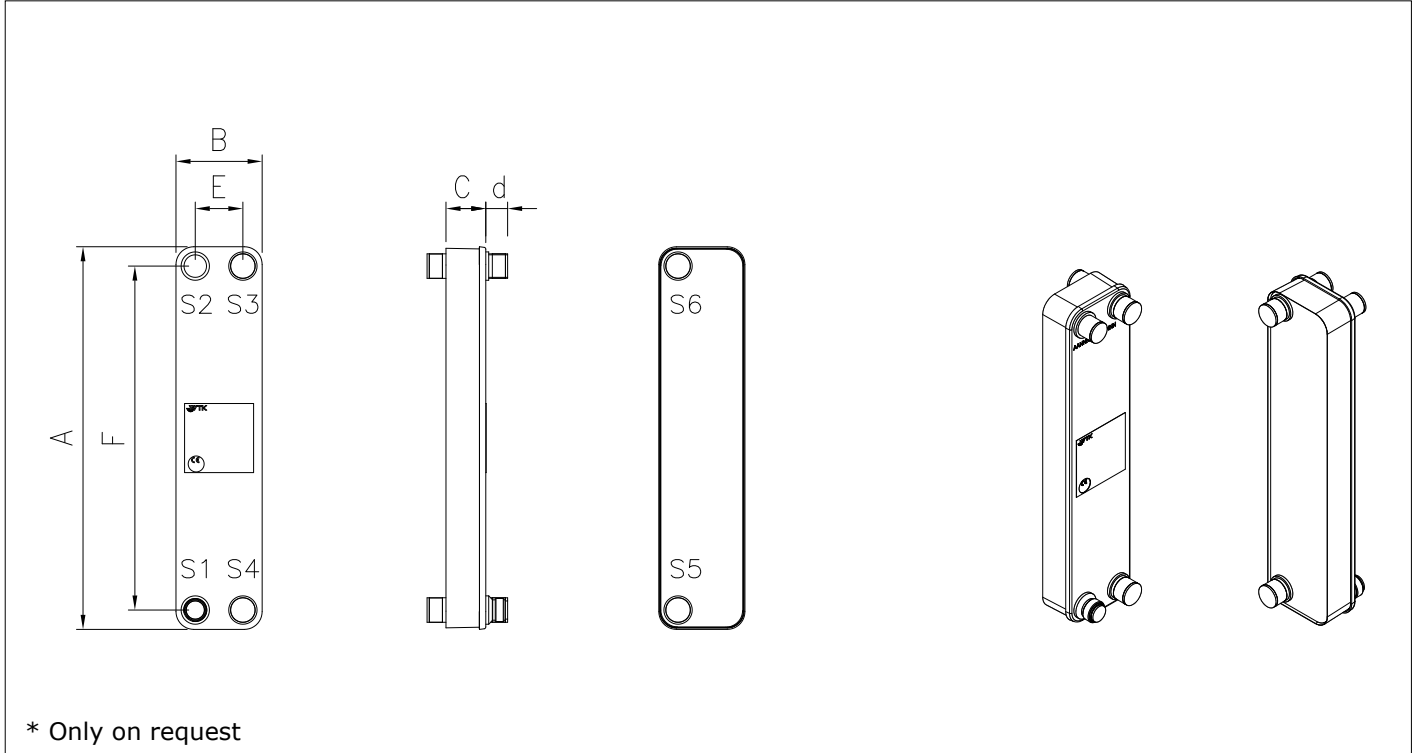
OFFER

Unit net price	Euro	
----------------	------	--

NOTES

--

DATA	15.02.2019
CUSTOMER	
REFERENCE	

DRAWING

DIMENSIONS (mm)
DATA

A	526	S1	ODS 22	Surface	m?	4,9
B	120	S2	ODS 35	Weight	kg	16
C	173,4	S3	1.1/4" G			
E	66	S4	1.1/4" G			
F	473	S5*	1.1/4" G			
G	--	S6*	1.1/4" G			
d	27	S7	--			
		S8	--			

This software is only to be used as an assistance and does not replace the necessary specialist knowledge and experience when designing heat exchangers. We continuously work in order to improve and correct the software. Nevertheless we cannot guarantee its absolute infallibility. Therefore the use of the program is at the user's risk.

DATA	15.02.2019
CUSTOMER	
REFERENCE	

Evaporator Model		P7-80 Ev-F	
Number of circuits		1	1
Requested capacity	kW	51,98	
Margin	%	0	
PED category		---	

INPUT DATA		PRIMARY SIDE	SECONDARY SIDE
Refrigerant		R407C	
Evaporating Temperature	°C	2 (Dew)	
Evaporating Pressure	bar A	4,938	
Superheating	K	5	
Condensing Temperature	°C	40 (Dew)	
Condensing Pressure	bar A	15,413	
Subcooling	K	5	
Pressure drop	kPa	38	
Fluid			WATER
Inlet Temperature	°C		12
Outlet Temperature	°C		7
Flow rate	m ³ /h		8,92
Pressure drop	kPa		30,2
Fouling factor	(m ² K)/W		0,000043
Velocity (Inside)	m/s	---	0,25
Exchange coefficient	W/(m ² K)	2448	7488
DTML	°C		7,21

WARNING

No warnings

DIMENSIONS

Surface	m ²	5,600	
Weight	kg	18	
Channel volume	dm ³	4,7	4,8
Height	mm	526	
Width	mm	120	
Depth	mm	197,4	
Connections		ODS 22/ODS 35	1.1/4" G/1.1/4" G

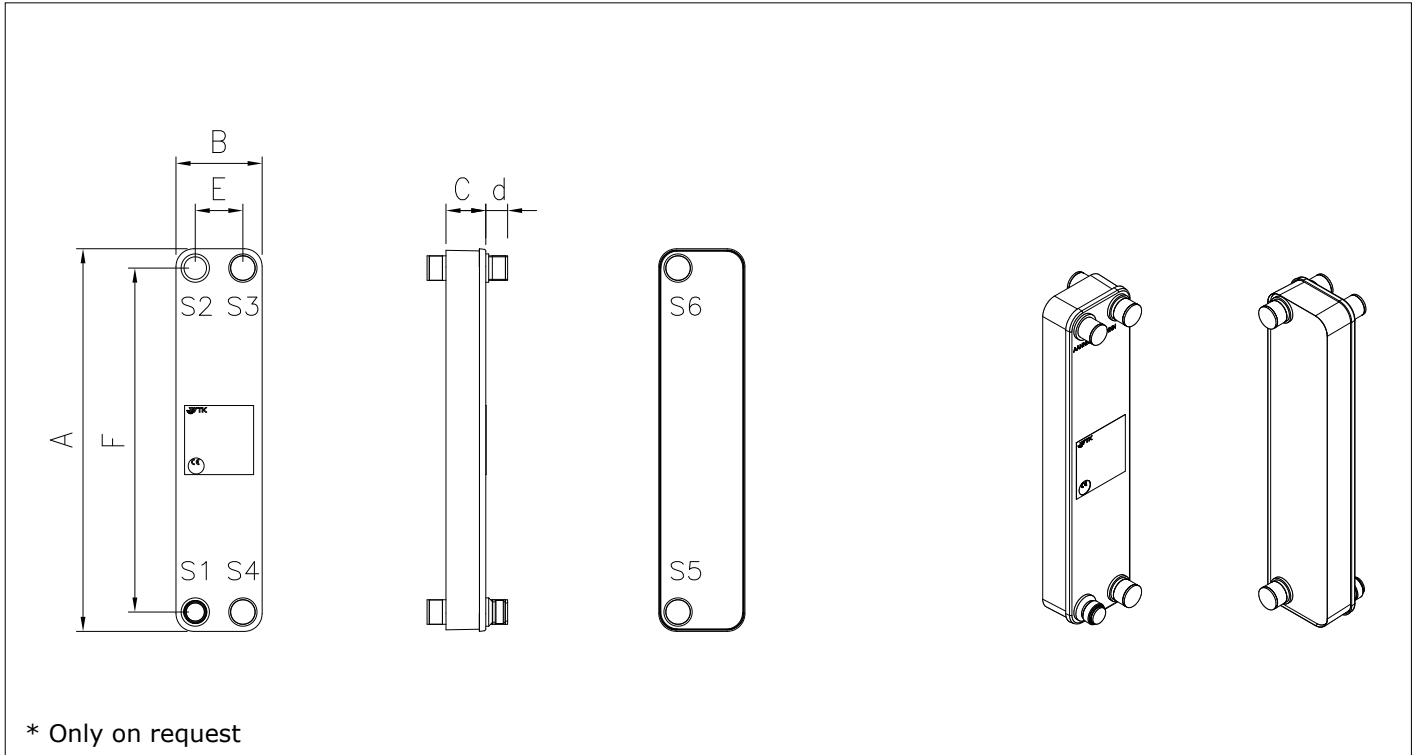
OFFER

Unit net price	Euro	
----------------	------	--

NOTES

--

DATA	15.02.2019
CUSTOMER	
REFERENCE	

DRAWING

DIMENSIONS (mm)
DATA

A	526	S1	ODS 22	Surface	m?	5,600
B	120	S2	ODS 35	Weight	kg	18
C	197,4	S3	1.1/4" G			
E	66	S4	1.1/4" G			
F	473	S5*	1.1/4" G			
G	--	S6*	1.1/4" G			
d	27	S7	--			
		S8	--			

This software is only to be used as an assistance and does not replace the necessary specialist knowledge and experience when designing heat exchangers. We continuously work in order to improve and correct the software. Nevertheless we cannot guarantee its absolute infallibility. Therefore the use of the program is at the user's risk.

DATA	15.02.2019
CUSTOMER	
REFERENCE	

Evaporator Model		P7-90 Ev-F	
Number of circuits		1	1
Requested capacity	kW	57,01	
Margin	%	0	
PED category		---	

INPUT DATA		PRIMARY SIDE	SECONDARY SIDE
Refrigerant		R407C	
Evaporating Temperature	°C	2 (Dew)	
Evaporating Pressure	bar A	4,938	
Superheating	K	5	
Condensing Temperature	°C	40 (Dew)	
Condensing Pressure	bar A	15,413	
Subcooling	K	5	
Pressure drop	kPa	41	
Fluid			WATER
Inlet Temperature	°C		12
Outlet Temperature	°C		7
Flow rate	m ³ /h		9,79
Pressure drop	kPa		30,6
Fouling factor	(m ² K)/W		0,000043
Velocity (Inside)	m/s	---	0,24
Exchange coefficient	W/(m ² K)	2348	7362
DTML	°C		7,21

WARNING

No warnings

DIMENSIONS

Surface	m ²	6,3	
Weight	kg	20	
Channel volume	dm ³	5,3	5,4
Height	mm	526	
Width	mm	120	
Depth	mm	221,4	
Connections		ODS 22/ODS 35	1.1/4" G/1.1/4" G

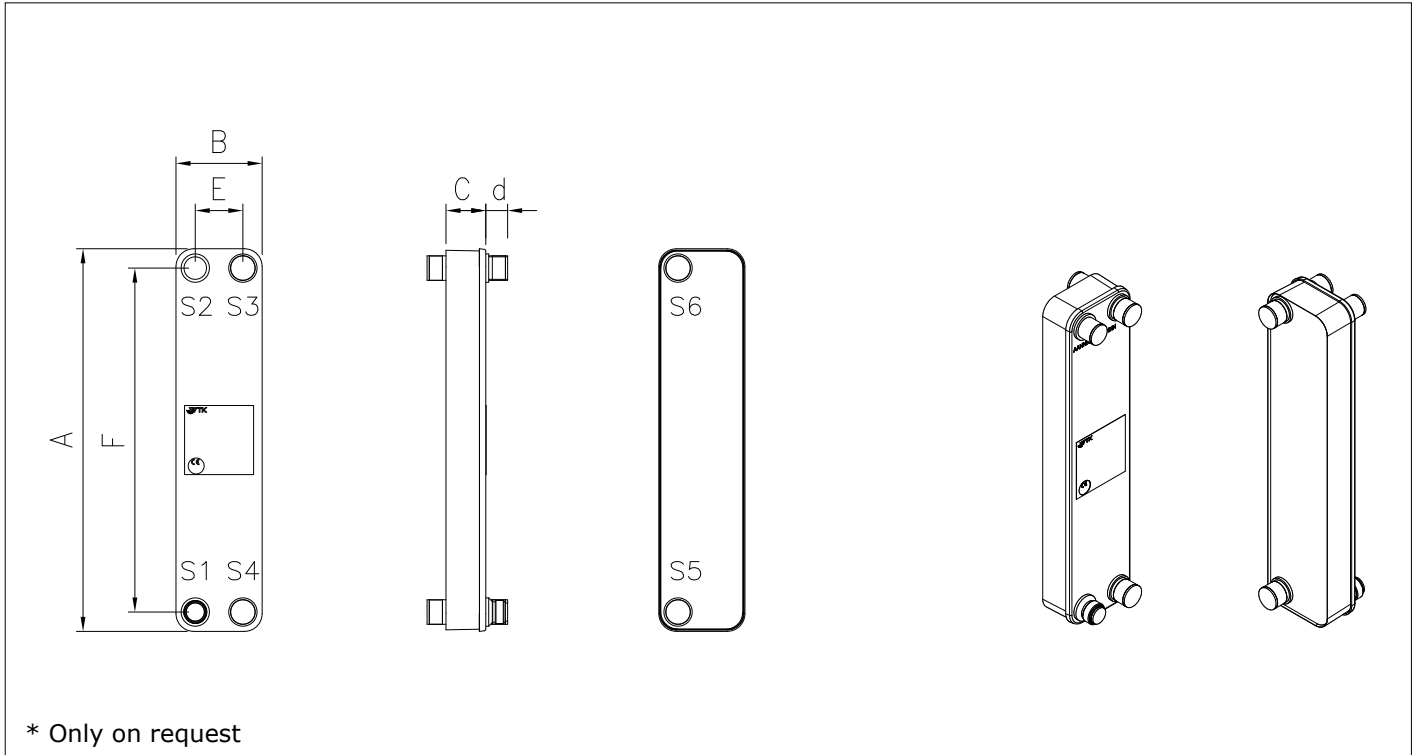
OFFER

Unit net price	Euro	
----------------	------	--

NOTES

--

DATA	15.02.2019
CUSTOMER	
REFERENCE	

DRAWING

DIMENSIONS (mm)
DATA

A	526	S1	ODS 22	Surface	m?	6,3
B	120	S2	ODS 35	Weight	kg	20
C	221,4	S3	1.1/4" G			
E	66	S4	1.1/4" G			
F	473	S5*	1.1/4" G			
G	--	S6*	1.1/4" G			
d	27	S7	--			
		S8	--			

This software is only to be used as an assistance and does not replace the necessary specialist knowledge and experience when designing heat exchangers. We continuously work in order to improve and correct the software. Nevertheless we cannot guarantee its absolute infallibility. Therefore the use of the program is at the user's risk.

DATA	15.02.2019
CUSTOMER	
REFERENCE	

Evaporator Model		P7-100 Ev-F	
Number of circuits		1	1
Requested capacity	kW	61,70	
Margin	%	0	
PED category		---	

INPUT DATA		PRIMARY SIDE	SECONDARY SIDE
Refrigerant		R407C	
Evaporating Temperature	°C	2 (Dew)	
Evaporating Pressure	bar A	4,938	
Superheating	K	5	
Condensing Temperature	°C	40 (Dew)	
Condensing Pressure	bar A	15,413	
Subcooling	K	5	
Pressure drop	kPa	44	
Fluid			WATER
Inlet Temperature	°C		12
Outlet Temperature	°C		7
Flow rate	m ³ /h		10,59
Pressure drop	kPa		31,0
Fouling factor	(m ² K)/W		0,000043
Velocity (Inside)	m/s	---	0,23
Exchange coefficient	W/(m ² K)	2250	7235
DTML	°C		7,21

WARNING

No warnings

DIMENSIONS

Surface	m ²	7	
Weight	kg	22	
Channel volume	dm ³	5,9	6
Height	mm	526	
Width	mm	120	
Depth	mm	245,4	
Connections		ODS 22/ODS 35	1.1/4" G/1.1/4" G

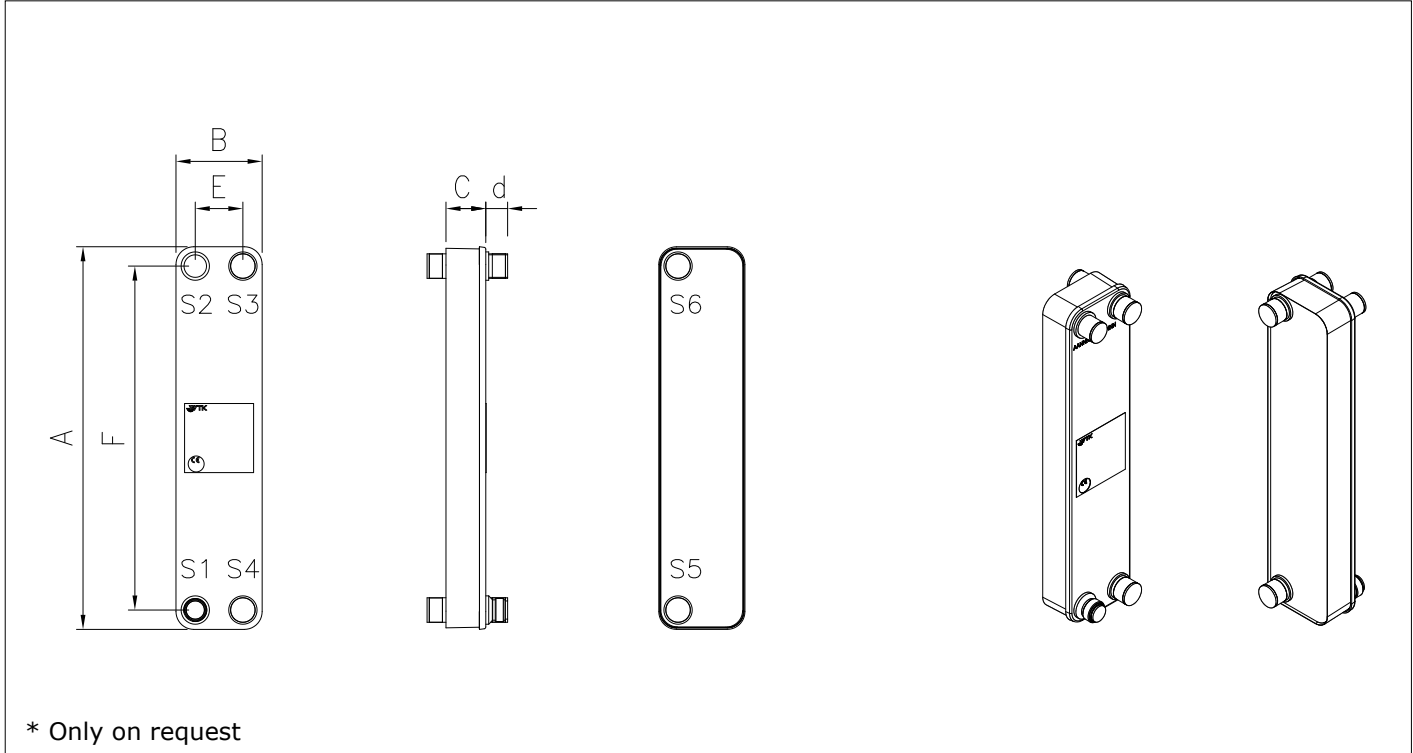
OFFER

Unit net price	Euro	
----------------	------	--

NOTES

--

DATA	15.02.2019
CUSTOMER	
REFERENCE	

DRAWING

DIMENSIONS (mm)
DATA

A	526	S1	ODS 22	Surface	m?	7
B	120	S2	ODS 35	Weight	kg	22
C	245,4	S3	1.1/4" G			
E	66	S4	1.1/4" G			
F	473	S5*	1.1/4" G			
G	--	S6*	1.1/4" G			
d	27	S7	--			
		S8	--			

This software is only to be used as an assistance and does not replace the necessary specialist knowledge and experience when designing heat exchangers. We continuously work in order to improve and correct the software. Nevertheless we cannot guarantee its absolute infallibility. Therefore the use of the program is at the user's risk.

DATA	15.02.2019
CUSTOMER	
REFERENCE	

Evaporator Model		P7-110 Ev-F	
Number of circuits		1	1
Requested capacity	kW	65,93	
Margin	%	0	
PED category		---	

INPUT DATA		PRIMARY SIDE	SECONDARY SIDE
Refrigerant		R407C	
Evaporating Temperature	°C	2 (Dew)	
Evaporating Pressure	bar A	4,938	
Superheating	K	5	
Condensing Temperature	°C	40 (Dew)	
Condensing Pressure	bar A	15,413	
Subcooling	K	5	
Pressure drop	kPa	46	
Fluid			WATER
Inlet Temperature	°C		12
Outlet Temperature	°C		7
Flow rate	m ³ /h		11,32
Pressure drop	kPa		31,3
Fouling factor	(m ² K)/W		0,000043
Velocity (Inside)	m/s	---	0,23
Exchange coefficient	W/(m ² K)	2152	7097
DTML	°C		7,21

WARNING

No warnings

DIMENSIONS

Surface	m ²	7,700	
Weight	kg	24	
Channel volume	dm ³	6,5	6,6
Height	mm	526	
Width	mm	120	
Depth	mm	269,4	
Connections		ODS 22/ODS 35	1.1/4" G/1.1/4" G

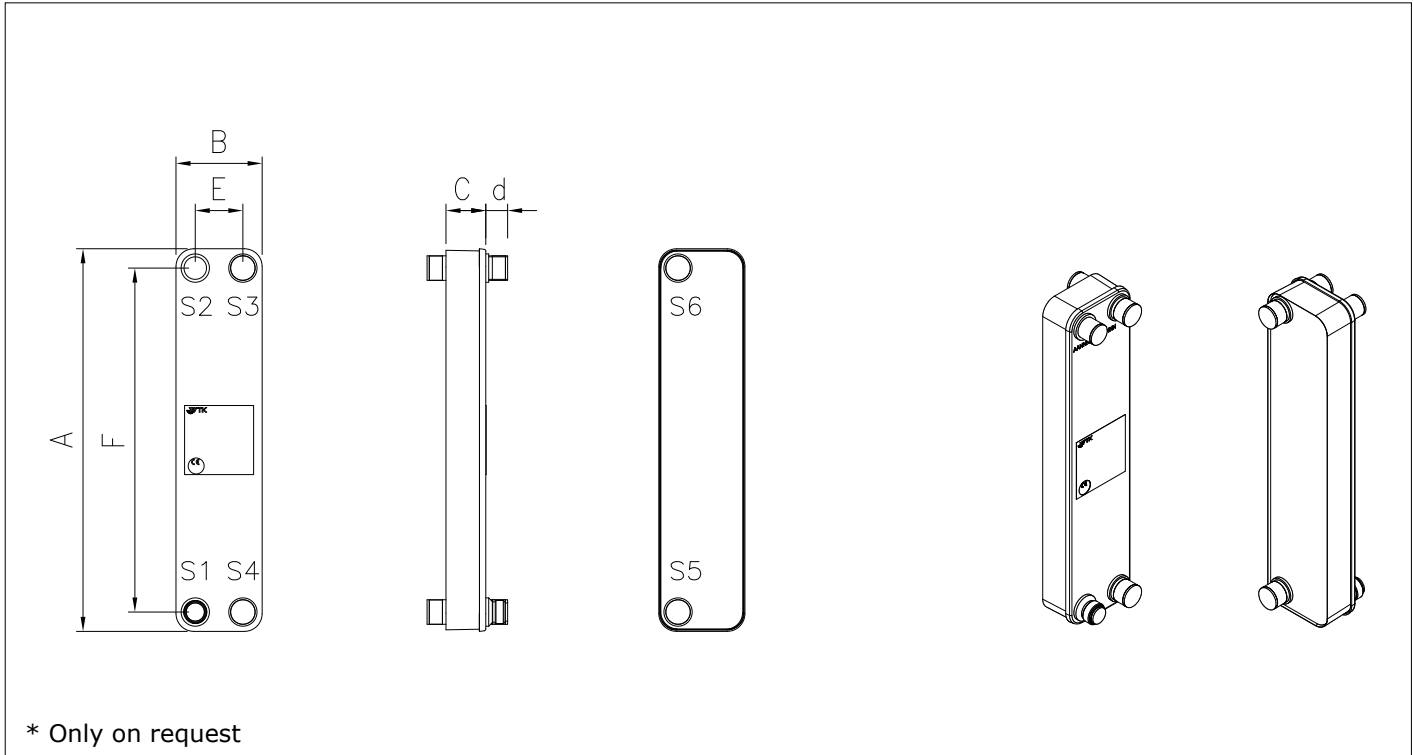
OFFER

Unit net price	Euro	
----------------	------	--

NOTES

--

DATA	15.02.2019
CUSTOMER	
REFERENCE	

DRAWING

DIMENSIONS (mm)
DATA

DIMENSIONS (mm)	DATA
A	526
B	120
C	269,4
E	66
F	473
G	--
d	27
S1	ODS 22
S2	ODS 35
S3	1.1/4" G
S4	1.1/4" G
S5*	1.1/4" G
S6*	1.1/4" G
S7	--
S8	--
Surface	m?
Weight	kg
	7,700
	24

This software is only to be used as an assistance and does not replace the necessary specialist knowledge and experience when designing heat exchangers. We continuously work in order to improve and correct the software. Nevertheless we cannot guarantee its absolute infallibility. Therefore the use of the program is at the user's risk.

DATA	15.02.2019
CUSTOMER	
REFERENCE	

Evaporator Model		P7-120 Ev-F	
Number of circuits		1	1
Requested capacity	kW	69,78	
Margin	%	0	
PED category		---	

INPUT DATA		PRIMARY SIDE	SECONDARY SIDE
Refrigerant		R407C	
Evaporating Temperature	°C	2 (Dew)	
Evaporating Pressure	bar A	4,938	
Superheating	K	5	
Condensing Temperature	°C	40 (Dew)	
Condensing Pressure	bar A	15,413	
Subcooling	K	5	
Pressure drop	kPa	49	
Fluid			WATER
Inlet Temperature	°C		12
Outlet Temperature	°C		7
Flow rate	m ³ /h		11,98
Pressure drop	kPa		31,5
Fouling factor	(m ² K)/W		0,000043
Velocity (Inside)	m/s	---	0,22
Exchange coefficient	W/(m ² K)	2055	6956
DTML	°C		7,21

WARNING

No warnings

DIMENSIONS

Surface	m ²	8,400	
Weight	kg	26	
Channel volume	dm ³	7,1	7,2
Height	mm	526	
Width	mm	120	
Depth	mm	293,4	
Connections		ODS 22/ODS 35	1.1/4" G/1.1/4" G

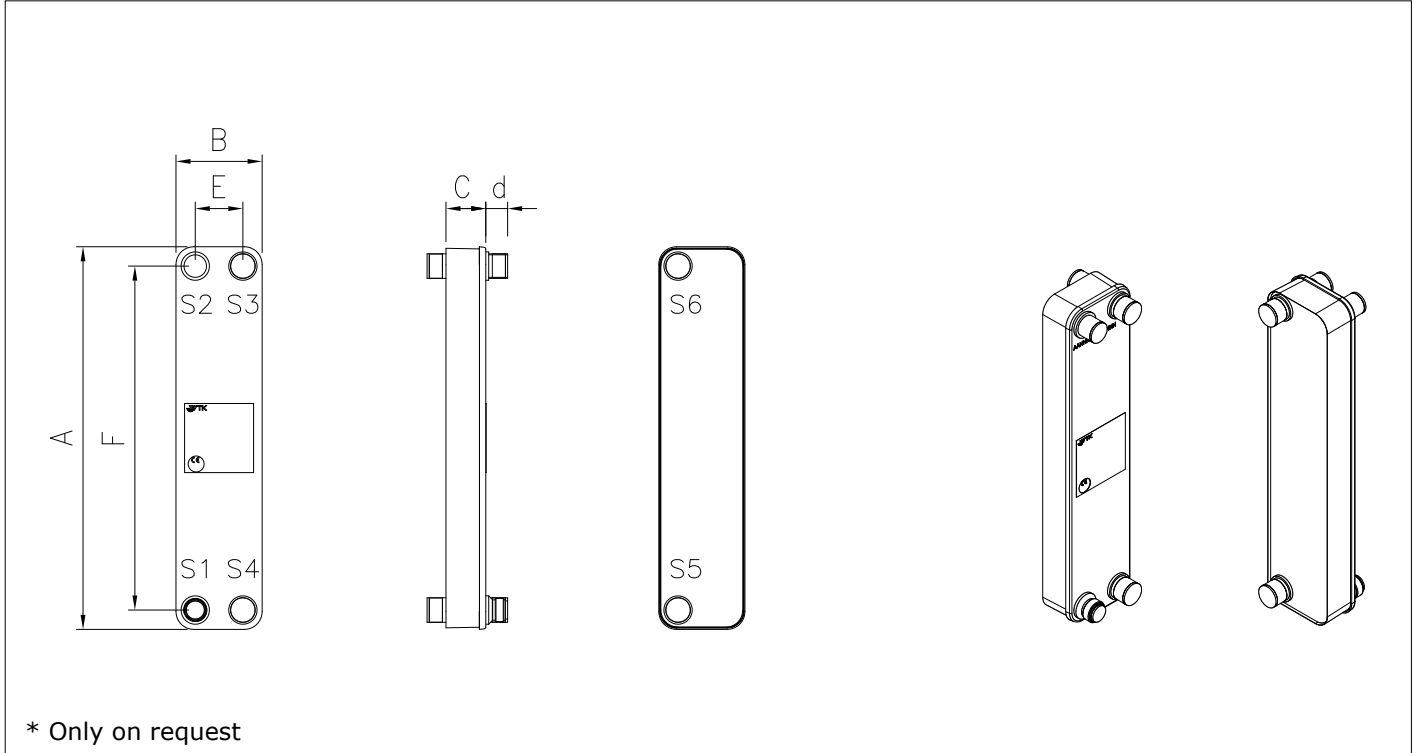
OFFER

Unit net price	Euro	
----------------	------	--

NOTES

--

DATA	15.02.2019
CUSTOMER	
REFERENCE	

DRAWING

DIMENSIONS (mm)
DATA

A	526	S1	ODS 22	Surface	m?	8,400
B	120	S2	ODS 35	Weight	kg	26
C	293,4	S3	1.1/4" G			
E	66	S4	1.1/4" G			
F	473	S5*	1.1/4" G			
G	--	S6*	1.1/4" G			
d	27	S7	--			
		S8	--			

This software is only to be used as an assistance and does not replace the necessary specialist knowledge and experience when designing heat exchangers. We continuously work in order to improve and correct the software. Nevertheless we cannot guarantee its absolute infallibility. Therefore the use of the program is at the user's risk.