



Одноконтурные паяные пластинчатые теплообменники WTK
(P15 - испарители)



DATA	15.02.2019
CUSTOMER	
REFERENCE	

Evaporator Model		P15-30 Ev-F	
Number of circuits		1	1
Requested capacity	kW	26,35	
Margin	%	0	
PED category		---	

INPUT DATA		PRIMARY SIDE	SECONDARY SIDE
Refrigerant		R407C	
Evaporating Temperature	°C	2 (Dew)	
Evaporating Pressure	bar A	4,938	
Superheating	K	5	
Condensing Temperature	°C	40 (Dew)	
Condensing Pressure	bar A	15,413	
Subcooling	K	5	
Pressure drop	kPa	14	
Fluid			WATER
Inlet Temperature	°C		12
Outlet Temperature	°C		7
Flow rate	m ³ /h		4,52
Pressure drop	kPa		10,2
Fouling factor	(m ² K)/W		0,000043
Velocity (Inside)	m/s	---	0,16
Exchange coefficient	W/(m ² K)	1377	3718
DTML	°C		7,21

WARNING

No warnings

DIMENSIONS

Surface	m ²		4,5
Weight	kg		20
Channel volume	dm ³	3,8	4,1
Height	mm		530
Width	mm		256
Depth	mm		79,9
Connections		ODS 22/ODS 54	2" G/2" G

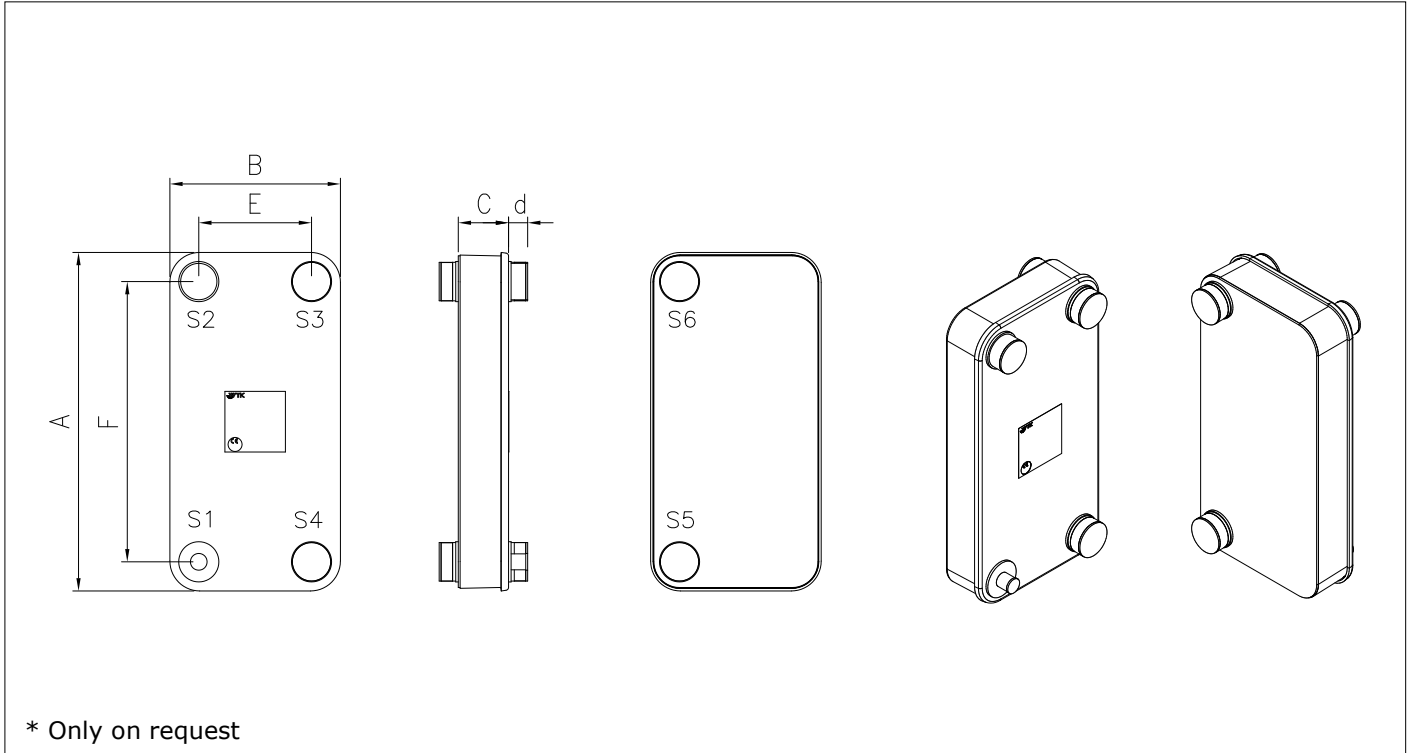
OFFER

Unit net price	Euro	
----------------	------	--

NOTES

--

DATA	15.02.2019
CUSTOMER	
REFERENCE	

DRAWING

DIMENSIONS (mm)
DATA

Dimension	Value	Port	Port Size	Property	Unit	Value
A	530	S1	ODS 22	Surface	m ²	4,5
B	256	S2	ODS 54	Weight	kg	20
C	79,9	S3	2" G			
E	177	S4	2" G			
F	439	S5*	2" G			
G	--	S6*	2" G			
d	27	S7	--			
		S8	--			

This software is only to be used as an assistance and does not replace the necessary specialist knowledge and experience when designing heat exchangers. We continuously work in order to improve and correct the software. Nevertheless we cannot guarantee its absolute infallibility. Therefore the use of the program is at the user's risk.

DATA	15.02.2019
CUSTOMER	
REFERENCE	

Evaporator Model		P15-40 Ev-F	
Number of circuits		1	1
Requested capacity	kW	34,91	
Margin	%	0	
PED category		---	

INPUT DATA		PRIMARY SIDE	SECONDARY SIDE
Refrigerant		R407C	
Evaporating Temperature	°C	2 (Dew)	
Evaporating Pressure	bar A	4,938	
Superheating	K	5	
Condensing Temperature	°C	40 (Dew)	
Condensing Pressure	bar A	15,413	
Subcooling	K	5	
Pressure drop	kPa	18	
Fluid			WATER
Inlet Temperature	°C		12
Outlet Temperature	°C		7
Flow rate	m ³ /h		5,99
Pressure drop	kPa		10,4
Fouling factor	(m ² K)/W		0,000043
Velocity (Inside)	m/s	---	0,15
Exchange coefficient	W/(m ² K)	1362	3703
DTML	°C		7,21

WARNING

No warnings

DIMENSIONS

Surface	m ²	6	
Weight	kg	25	
Channel volume	dm ³	5,1	5,4
Height	mm	530	
Width	mm	256	
Depth	mm	103,9	
Connections		ODS 22/ODS 54	2" G/2" G

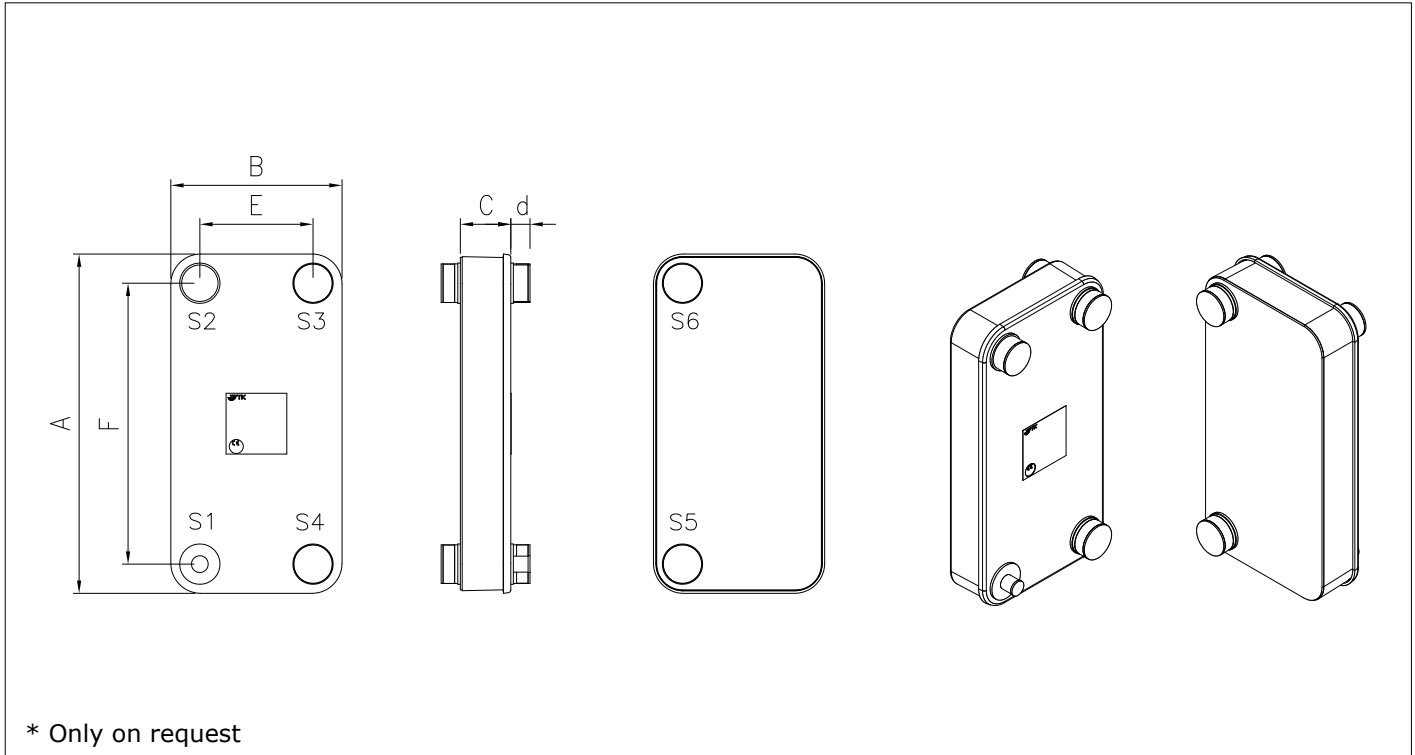
OFFER

Unit net price	Euro	
----------------	------	--

NOTES

--

DATA	15.02.2019
CUSTOMER	
REFERENCE	

DRAWING

DIMENSIONS (mm)
DATA

Dimension	Value	Label	Material	Surface	Weight	Unit	Value
A	530	S1	ODS 22	Surface	m?		6
B	256	S2	ODS 54	Weight	kg		25
C	103,9	S3	2" G				
E	177	S4	2" G				
F	439	S5*	2" G				
G	--	S6*	2" G				
d	27	S7	--				
		S8	--				

This software is only to be used as an assistance and does not replace the necessary specialist knowledge and experience when designing heat exchangers. We continuously work in order to improve and correct the software. Nevertheless we cannot guarantee its absolute infallibility. Therefore the use of the program is at the user's risk.

DATA	15.02.2019
CUSTOMER	
REFERENCE	

Evaporator Model		P15-50 Ev-F	
Number of circuits		1	1
Requested capacity	kW	43,64	
Margin	%	0	
PED category		---	

INPUT DATA		PRIMARY SIDE	SECONDARY SIDE
Refrigerant		R407C	
Evaporating Temperature	°C	2 (Dew)	
Evaporating Pressure	bar A	4,938	
Superheating	K	5	
Condensing Temperature	°C	40 (Dew)	
Condensing Pressure	bar A	15,413	
Subcooling	K	5	
Pressure drop	kPa	24	
Fluid			WATER
Inlet Temperature	°C		12
Outlet Temperature	°C		7
Flow rate	m ³ /h		7,49
Pressure drop	kPa		10,8
Fouling factor	(m ² K)/W		0,000043
Velocity (Inside)	m/s	---	0,15
Exchange coefficient	W/(m ² K)	1361	3703
DTML	°C		7,21

WARNING

No warnings

DIMENSIONS

Surface	m ²	7,5	
Weight	kg	29	
Channel volume	dm ³	6,5	6,8
Height	mm	530	
Width	mm	256	
Depth	mm	127,9	
Connections		ODS 22/ODS 54	2" G/2" G

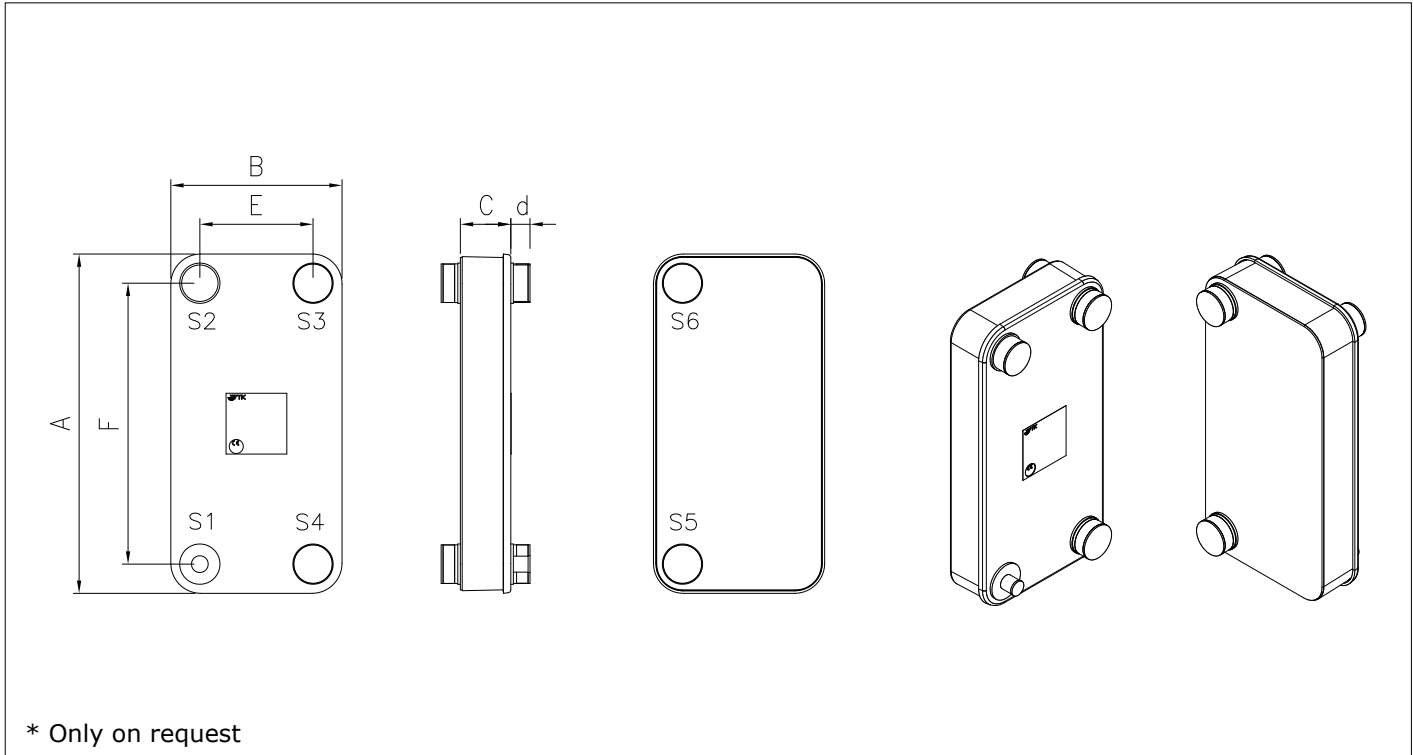
OFFER

Unit net price	Euro	
----------------	------	--

NOTES

--

DATA	15.02.2019
CUSTOMER	
REFERENCE	

DRAWING

DIMENSIONS (mm)
DATA

Dimension	Value	Port	Material	Surface	Weight	Unit	Value
A	530	S1	ODS 22	Surface	m?		7,5
B	256	S2	ODS 54	Weight	kg		29
C	127,9	S3	2" G				
E	177	S4	2" G				
F	439	S5*	2" G				
G	--	S6*	2" G				
d	27	S7	--				
		S8	--				

This software is only to be used as an assistance and does not replace the necessary specialist knowledge and experience when designing heat exchangers. We continuously work in order to improve and correct the software. Nevertheless we cannot guarantee its absolute infallibility. Therefore the use of the program is at the user's risk.

DATA	15.02.2019
CUSTOMER	
REFERENCE	

Evaporator Model		P15-60 Ev-F	
Number of circuits		1	1
Requested capacity	kW	51,96	
Margin	%	0	
PED category		---	

INPUT DATA		PRIMARY SIDE	SECONDARY SIDE
Refrigerant		R407C	
Evaporating Temperature	°C	2 (Dew)	
Evaporating Pressure	bar A	4,938	
Superheating	K	5	
Condensing Temperature	°C	40 (Dew)	
Condensing Pressure	bar A	15,413	
Subcooling	K	5	
Pressure drop	kPa	32	
Fluid			WATER
Inlet Temperature	°C		12
Outlet Temperature	°C		7
Flow rate	m ³ /h		8,92
Pressure drop	kPa		11,1
Fouling factor	(m ² K)/W		0,000043
Velocity (Inside)	m/s	---	0,15
Exchange coefficient	W/(m ² K)	1347	3684
DTML	°C		7,21

WARNING

No warnings

DIMENSIONS

Surface	m ²	9	
Weight	kg	33	
Channel volume	dm ³	7,8	8,1
Height	mm	530	
Width	mm	256	
Depth	mm	151,9	
Connections		ODS 22/ODS 54	2" G/2" G

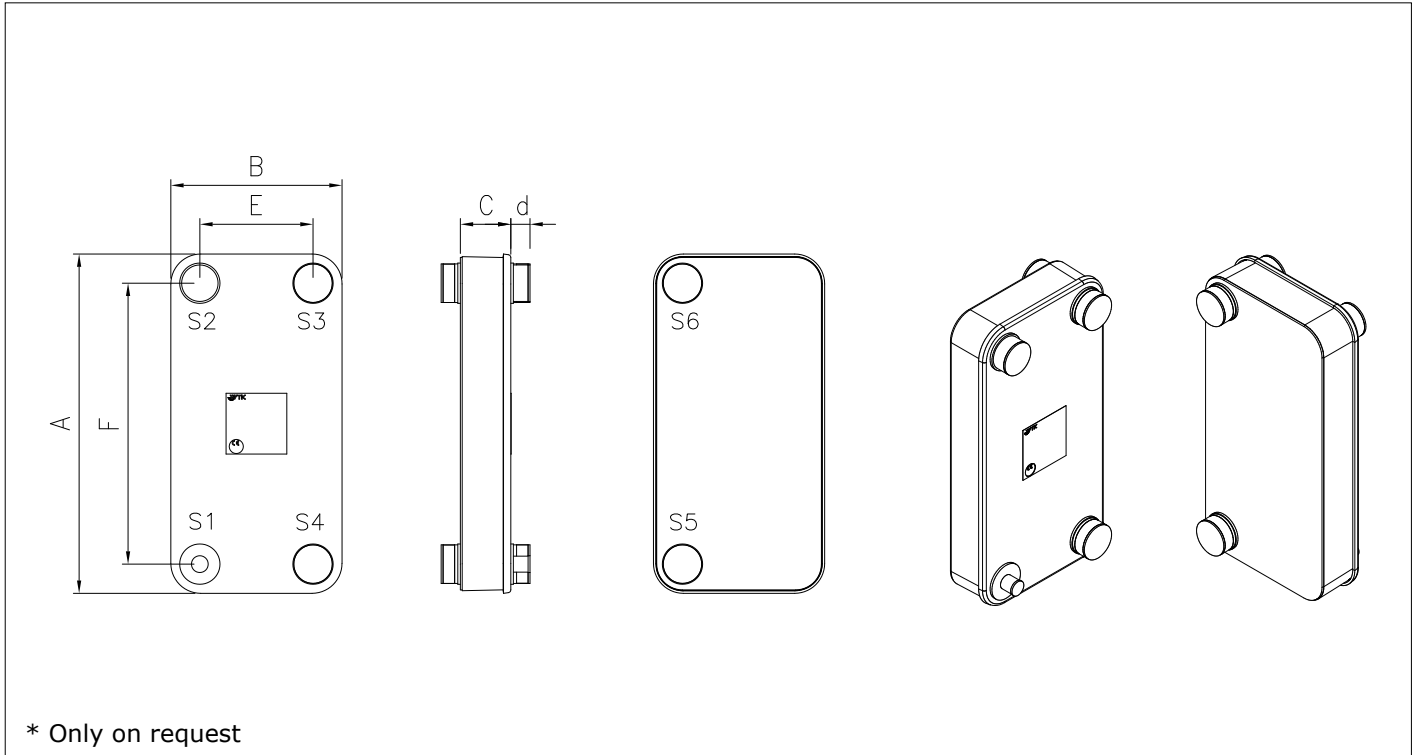
OFFER

Unit net price	Euro	
----------------	------	--

NOTES

--

DATA	15.02.2019
CUSTOMER	
REFERENCE	

DRAWING

DIMENSIONS (mm)
DATA

Dimension	Value	Port	Material	Surface	Weight	Unit	Value
A	530	S1	ODS 22	Surface	m?		9
B	256	S2	ODS 54	Weight	kg		33
C	151,9	S3	2" G				
E	177	S4	2" G				
F	439	S5*	2" G				
G	--	S6*	2" G				
d	27	S7	--				
		S8	--				

This software is only to be used as an assistance and does not replace the necessary specialist knowledge and experience when designing heat exchangers. We continuously work in order to improve and correct the software. Nevertheless we cannot guarantee its absolute infallibility. Therefore the use of the program is at the user's risk.

DATA	15.02.2019
CUSTOMER	
REFERENCE	

Evaporator Model		P15-70 Ev-F	
Number of circuits		1	1
Requested capacity	kW	60,35	
Margin	%	0	
PED category		---	

INPUT DATA		PRIMARY SIDE	SECONDARY SIDE
Refrigerant		R407C	
Evaporating Temperature	°C	2 (Dew)	
Evaporating Pressure	bar A	4,938	
Superheating	K	5	
Condensing Temperature	°C	40 (Dew)	
Condensing Pressure	bar A	15,413	
Subcooling	K	5	
Pressure drop	kPa	40	
Fluid			WATER
Inlet Temperature	°C		12
Outlet Temperature	°C		7
Flow rate	m ³ /h		10,36
Pressure drop	kPa		11,6
Fouling factor	(m ² K)/W		0,000043
Velocity (Inside)	m/s	---	0,15
Exchange coefficient	W/(m ² K)	1338	3673
DTML	°C		7,21

WARNING

No warnings

DIMENSIONS

Surface	m ²	10,5	
Weight	kg	37	
Channel volume	dm ³	9,2	9,5
Height	mm	530	
Width	mm	256	
Depth	mm	175,9	
Connections		ODS 22/ODS 54	2" G/2" G

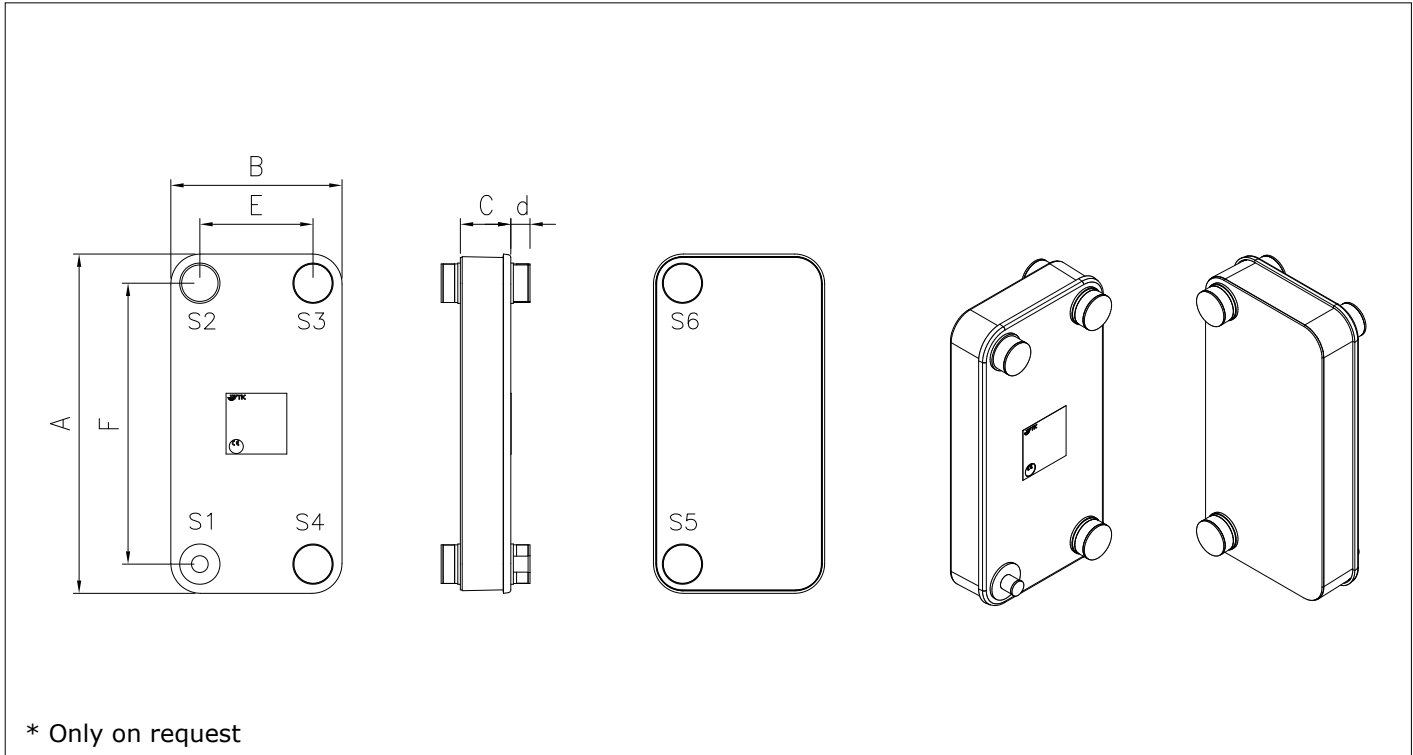
OFFER

Unit net price	Euro	
----------------	------	--

NOTES

--

DATA	15.02.2019
CUSTOMER	
REFERENCE	

DRAWING

DIMENSIONS (mm)
DATA

Dimension	Value	Port	Port Size	Material	Unit	Value
A	530	S1	ODS 22	Surface	m?	10,5
B	256	S2	ODS 54	Weight	kg	37
C	175,9	S3	2" G			
E	177	S4	2" G			
F	439	S5*	2" G			
G	--	S6*	2" G			
d	27	S7	--			
		S8	--			

This software is only to be used as an assistance and does not replace the necessary specialist knowledge and experience when designing heat exchangers. We continuously work in order to improve and correct the software. Nevertheless we cannot guarantee its absolute infallibility. Therefore the use of the program is at the user's risk.

DATA	15.02.2019
CUSTOMER	
REFERENCE	

Evaporator Model		P15-80 Ev-F	
Number of circuits		1	1
Requested capacity	kW	68,73	
Margin	%	0	
PED category		---	

INPUT DATA		PRIMARY SIDE	SECONDARY SIDE
Refrigerant		R407C	
Evaporating Temperature	°C	2 (Dew)	
Evaporating Pressure	bar A	4,938	
Superheating	K	5	
Condensing Temperature	°C	40 (Dew)	
Condensing Pressure	bar A	15,413	
Subcooling	K	5	
Pressure drop	kPa	50	
Fluid			WATER
Inlet Temperature	°C		12
Outlet Temperature	°C		7
Flow rate	m ³ /h		11,80
Pressure drop	kPa		12,1
Fouling factor	(m ² K)/W		0,000043
Velocity (Inside)	m/s	---	0,15
Exchange coefficient	W/(m ² K)	1332	3664
DTML	°C		7,21

WARNING

No warnings

DIMENSIONS

Surface	m ²	12	
Weight	kg	41	
Channel volume	dm ³	10,5	10,8
Height	mm	530	
Width	mm	256	
Depth	mm	199,9	
Connections		ODS 22/ODS 54	2" G/2" G

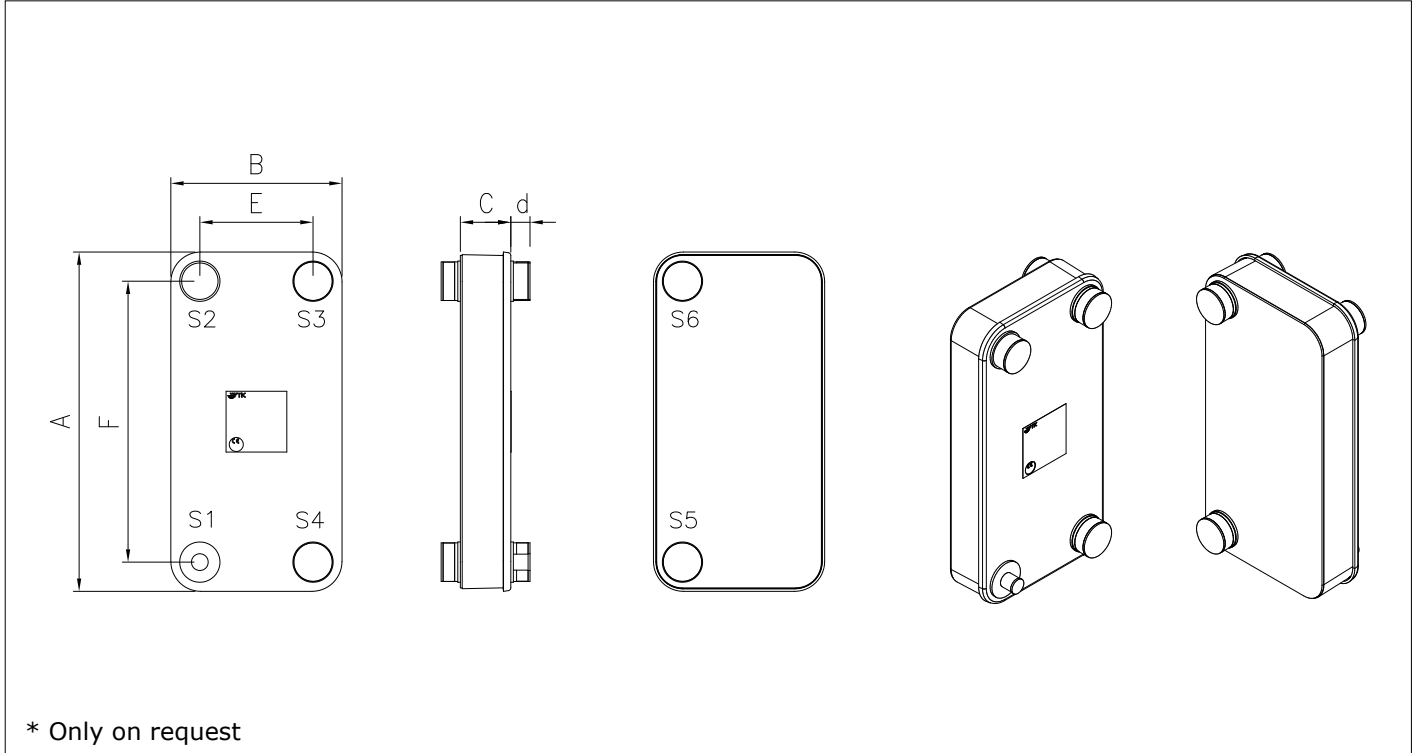
OFFER

Unit net price	Euro	
----------------	------	--

NOTES

--

DATA	15.02.2019
CUSTOMER	
REFERENCE	

DRAWING

DIMENSIONS (mm)
DATA

Dimension	Value	Port	Port Size	Material	Unit	Weight
A	530	S1	ODS 22	Surface	m?	12
B	256	S2	ODS 54	Weight	kg	41
C	199,9	S3	2" G			
E	177	S4	2" G			
F	439	S5*	2" G			
G	--	S6*	2" G			
d	27	S7	--			
		S8	--			

This software is only to be used as an assistance and does not replace the necessary specialist knowledge and experience when designing heat exchangers. We continuously work in order to improve and correct the software. Nevertheless we cannot guarantee its absolute infallibility. Therefore the use of the program is at the user's risk.

DATA	15.02.2019
CUSTOMER	
REFERENCE	

Evaporator Model		P15-100 Ev-F	
Number of circuits		1	1
Requested capacity	kW	85,08	
Margin	%	0	
PED category		---	

INPUT DATA		PRIMARY SIDE	SECONDARY SIDE
Refrigerant		R407C	
Evaporating Temperature	°C	2 (Dew)	
Evaporating Pressure	bar A	4,938	
Superheating	K	5	
Condensing Temperature	°C	40 (Dew)	
Condensing Pressure	bar A	15,413	
Subcooling	K	5	
Pressure drop	kPa	72	
Fluid			WATER
Inlet Temperature	°C		12
Outlet Temperature	°C		7
Flow rate	m ³ /h		14,60
Pressure drop	kPa		13,4
Fouling factor	(m ² K)/W		0,000043
Velocity (Inside)	m/s	---	0,15
Exchange coefficient	W/(m ² K)	1314	3641
DTML	°C		7,21

WARNING

No warnings

DIMENSIONS

Surface	m ²	15	
Weight	kg	49	
Channel volume	dm ³	13,2	13,5
Height	mm	530	
Width	mm	256	
Depth	mm	247,9	
Connections		ODS 22/ODS 54	2" G/2" G

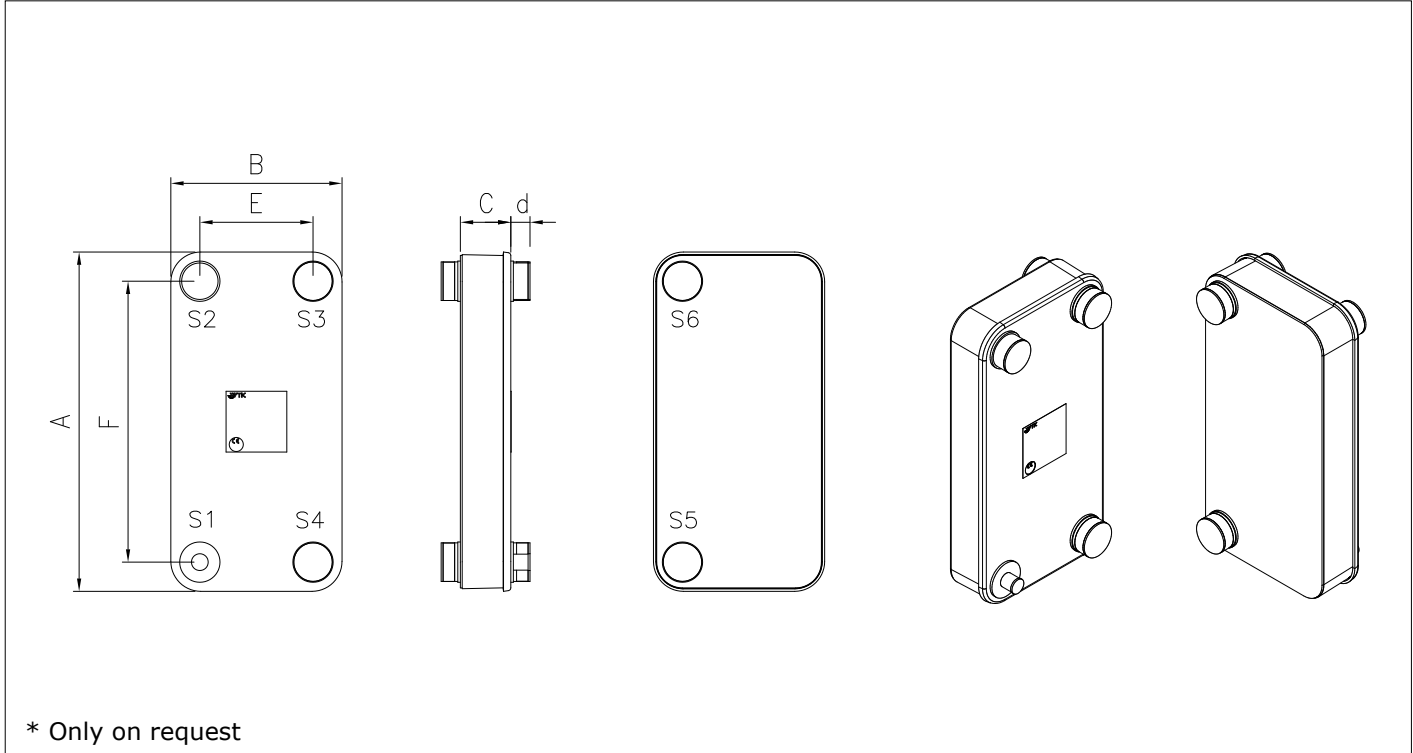
OFFER

Unit net price	Euro	
----------------	------	--

NOTES

--

DATA	15.02.2019
CUSTOMER	
REFERENCE	

DRAWING

DIMENSIONS (mm)
DATA

Dimension	Value	Port	Specification	Material	Unit	Weight
A	530	S1	ODS 22	Surface	m?	15
B	256	S2	ODS 54	Weight	kg	49
C	247,9	S3	2" G			
E	177	S4	2" G			
F	439	S5*	2" G			
G	--	S6*	2" G			
d	27	S7	--			
		S8	--			

This software is only to be used as an assistance and does not replace the necessary specialist knowledge and experience when designing heat exchangers. We continuously work in order to improve and correct the software. Nevertheless we cannot guarantee its absolute infallibility. Therefore the use of the program is at the user's risk.

DATA	15.02.2019
CUSTOMER	
REFERENCE	

Evaporator Model		P15-120 Ev-F	
Number of circuits		1	1
Requested capacity	kW	101,56	
Margin	%	0	
PED category		---	

INPUT DATA		PRIMARY SIDE	SECONDARY SIDE
Refrigerant		R407C	
Evaporating Temperature	°C	2 (Dew)	
Evaporating Pressure	bar A	4,938	
Superheating	K	5	
Condensing Temperature	°C	40 (Dew)	
Condensing Pressure	bar A	15,413	
Subcooling	K	5	
Pressure drop	kPa	99	
Fluid			WATER
Inlet Temperature	°C		12
Outlet Temperature	°C		7
Flow rate	m ³ /h		17,43
Pressure drop	kPa		15,0
Fouling factor	(m ² K)/W		0,000043
Velocity (Inside)	m/s	---	0,15
Exchange coefficient	W/(m ² K)	1303	3628
DTML	°C		7,21

WARNING

No warnings

DIMENSIONS

Surface	m ²	18	
Weight	kg	57	
Channel volume	dm ³	15,9	16,2
Height	mm	530	
Width	mm	256	
Depth	mm	295,9	
Connections		ODS 22/ODS 54	2" G/2" G

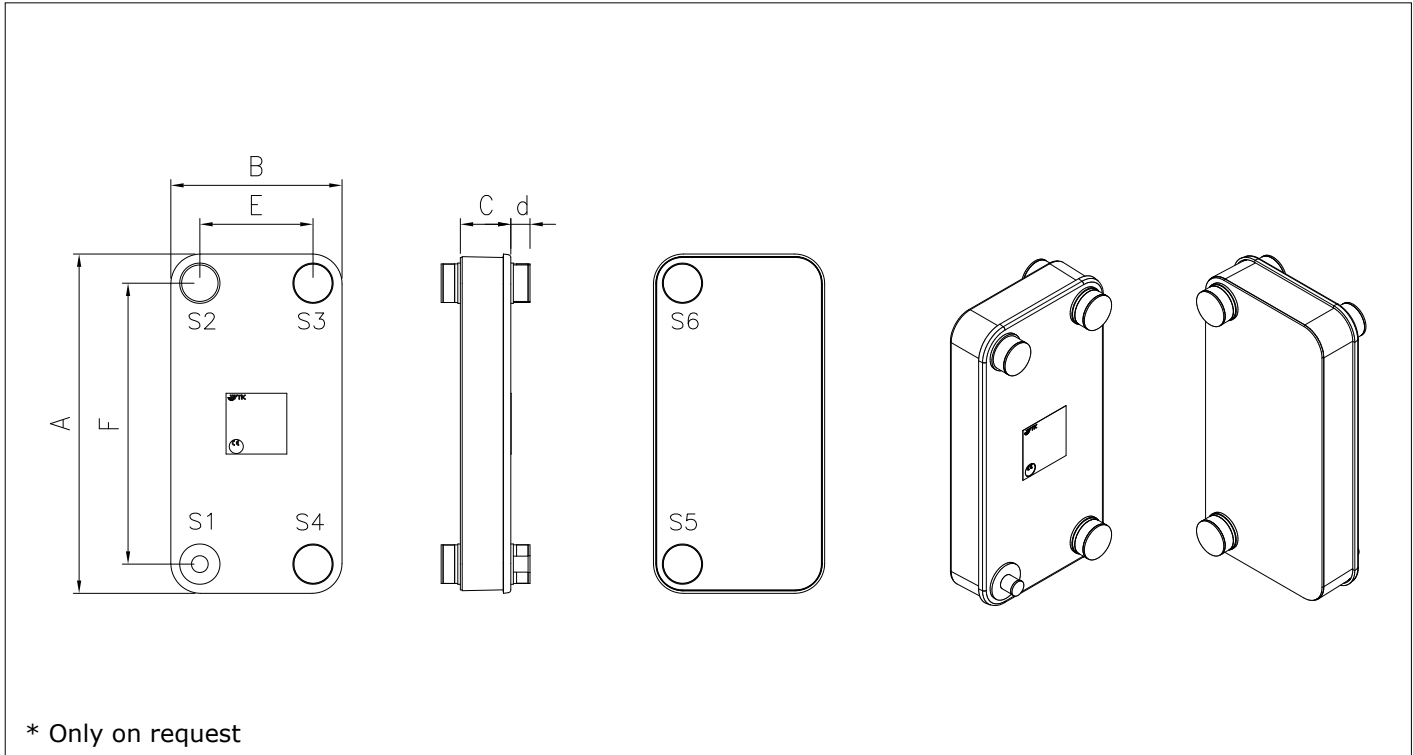
OFFER

Unit net price	Euro	
----------------	------	--

NOTES

--

DATA	15.02.2019
CUSTOMER	
REFERENCE	

DRAWING

DIMENSIONS (mm)
DATA

DIMENSIONS (mm)	DATA
A	530
B	256
C	295,9
E	177
F	439
L	--
d	27
S1	ODS 22
S2	ODS 54
S3	2" G
S4	2" G
S5*	2" G
S6*	2" G
S7	--
S8	--
Surface	m?
Weight	kg
	18
	57

This software is only to be used as an assistance and does not replace the necessary specialist knowledge and experience when designing heat exchangers. We continuously work in order to improve and correct the software. Nevertheless we cannot guarantee its absolute infallibility. Therefore the use of the program is at the user's risk.

DATA	15.02.2019
CUSTOMER	
REFERENCE	

Evaporator Model		P15-140 Ev-F	
Number of circuits		1	1
Requested capacity	kW	116,87	
Margin	%	0	
PED category		---	

INPUT DATA		PRIMARY SIDE	SECONDARY SIDE
Refrigerant		R407C	
Evaporating Temperature	°C	2 (Dew)	
Evaporating Pressure	bar A	4,938	
Superheating	K	5	
Condensing Temperature	°C	40 (Dew)	
Condensing Pressure	bar A	15,413	
Subcooling	K	5	
Pressure drop	kPa	127	
Fluid			WATER
Inlet Temperature	°C		12
Outlet Temperature	°C		7
Flow rate	m ³ /h		20,06
Pressure drop	kPa		16,7
Fouling factor	(m ² K)/W		0,000043
Velocity (Inside)	m/s	---	0,15
Exchange coefficient	W/(m ² K)	1280	3595
DTML	°C		7,21

WARNING

Pressure drops refrigerant side higher than allowed limits.

DIMENSIONS

Surface	m ²	21	
Weight	kg	66	
Channel volume	dm ³	18,6	18,9
Height	mm	530	
Width	mm	256	
Depth	mm	343,9	
Connections		ODS 22/ODS 54	2" G/2" G

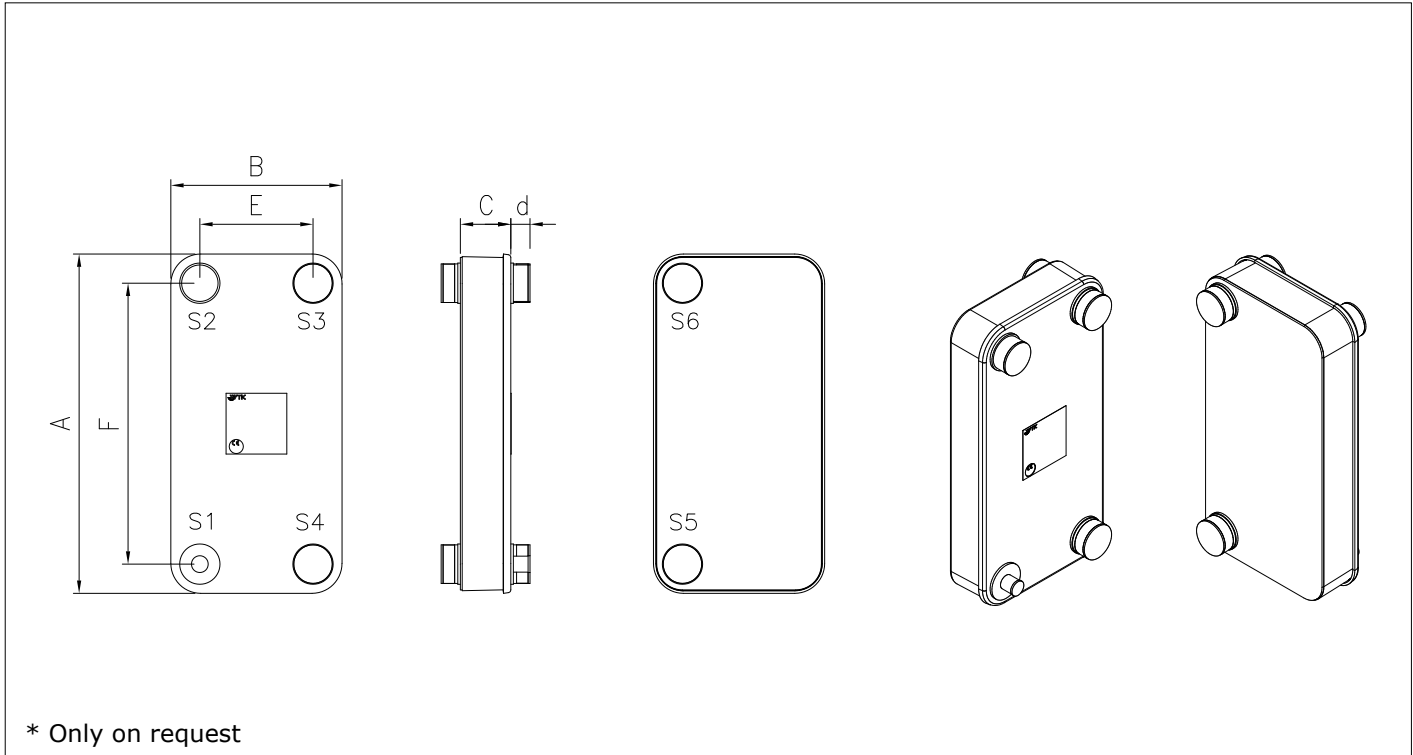
OFFER

Unit net price	Euro	
----------------	------	--

NOTES

--

DATA	15.02.2019
CUSTOMER	
REFERENCE	

DRAWING

DIMENSIONS (mm)
DATA

DIMENSIONS (mm)	DATA
A	530
B	256
C	343,9
E	177
F	439
G	--
d	27
S1	ODS 22
S2	ODS 54
S3	2" G
S4	2" G
S5*	2" G
S6*	2" G
S7	--
S8	--
Surface	m?
Weight	kg
	21
	66

This software is only to be used as an assistance and does not replace the necessary specialist knowledge and experience when designing heat exchangers. We continuously work in order to improve and correct the software. Nevertheless we cannot guarantee its absolute infallibility. Therefore the use of the program is at the user's risk.

DATA	15.02.2019
CUSTOMER	
REFERENCE	

Evaporator Model		P15-160 Ev-F	
Number of circuits		1	1
Requested capacity	kW	132,32	
Margin	%	0	
PED category		---	

INPUT DATA		PRIMARY SIDE	SECONDARY SIDE
Refrigerant		R407C	
Evaporating Temperature	°C	2 (Dew)	
Evaporating Pressure	bar A	4,938	
Superheating	K	5	
Condensing Temperature	°C	40 (Dew)	
Condensing Pressure	bar A	15,413	
Subcooling	K	5	
Pressure drop	kPa	159	
Fluid			WATER
Inlet Temperature	°C		12
Outlet Temperature	°C		7
Flow rate	m ³ /h		22,71
Pressure drop	kPa		18,7
Fouling factor	(m ² K)/W		0,000043
Velocity (Inside)	m/s	---	0,15
Exchange coefficient	W/(m ² K)	1264	3573
DTML	°C		7,21

WARNING

Pressure drops refrigerant side higher than allowed limits.

DIMENSIONS

Surface	m ²	24	
Weight	kg	74	
Channel volume	dm ³	21,3	21,6
Height	mm	530	
Width	mm	256	
Depth	mm	391,9	
Connections		ODS 22/ODS 54	2" G/2" G

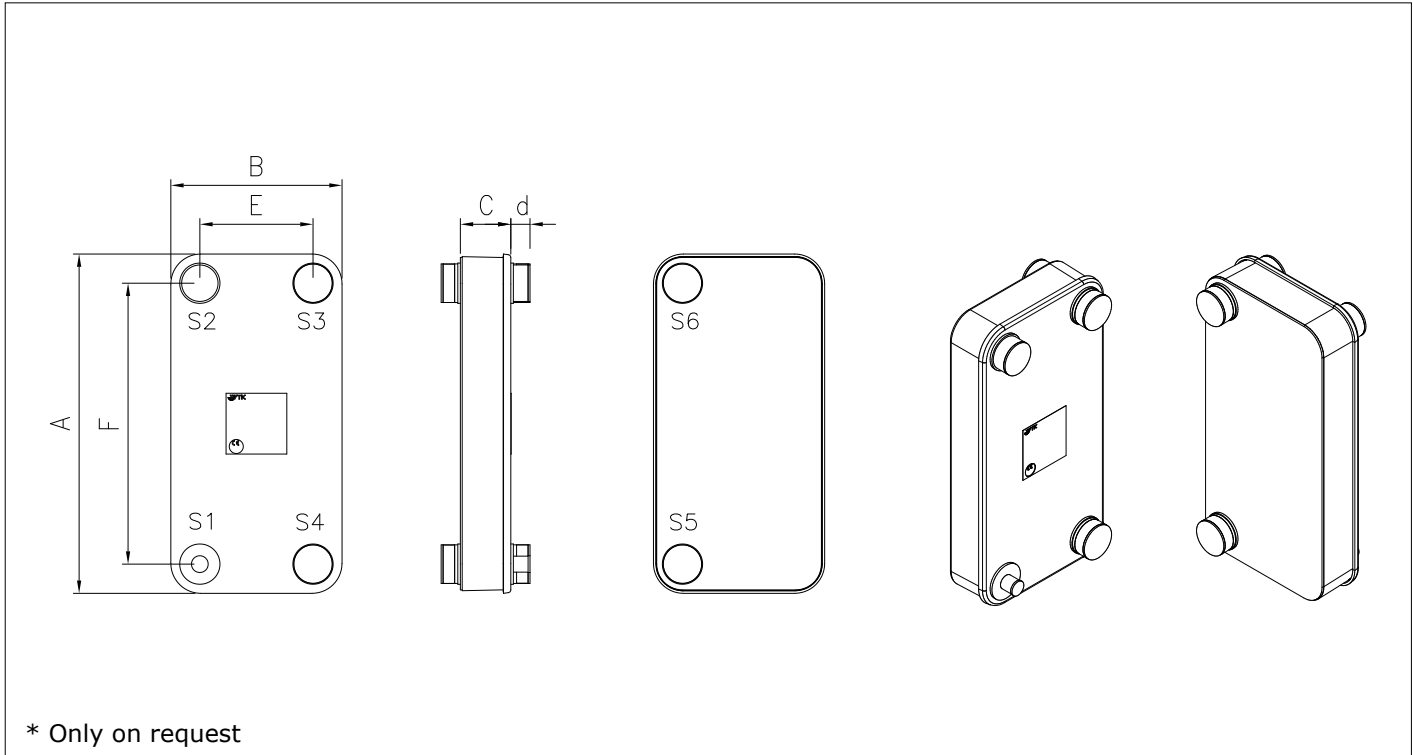
OFFER

Unit net price	Euro	
----------------	------	--

NOTES

--

DATA	15.02.2019
CUSTOMER	
REFERENCE	

DRAWING

DIMENSIONS (mm)
DATA

Dimension	Value	Port	Specification	Material	Weight	Surface
A	530	S1	ODS 22	Surface	m?	24
B	256	S2	ODS 54	Weight	kg	74
C	391,9	S3	2" G			
E	177	S4	2" G			
F	439	S5*	2" G			
G	--	S6*	2" G			
d	27	S7	--			
		S8	--			

This software is only to be used as an assistance and does not replace the necessary specialist knowledge and experience when designing heat exchangers. We continuously work in order to improve and correct the software. Nevertheless we cannot guarantee its absolute infallibility. Therefore the use of the program is at the user's risk.

DATA	15.02.2019
CUSTOMER	
REFERENCE	

Evaporator Model		P15-180 Ev-F	
Number of circuits		1	1
Requested capacity	kW	147,58	
Margin	%	0	
PED category		---	

INPUT DATA		PRIMARY SIDE	SECONDARY SIDE
Refrigerant		R407C	
Evaporating Temperature	°C	2 (Dew)	
Evaporating Pressure	bar A	4,938	
Superheating	K	5	
Condensing Temperature	°C	40 (Dew)	
Condensing Pressure	bar A	15,413	
Subcooling	K	5	
Pressure drop	kPa	193	
Fluid			WATER
Inlet Temperature	°C		12
Outlet Temperature	°C		7
Flow rate	m ³ /h		25,33
Pressure drop	kPa		21,0
Fouling factor	(m ² K)/W		0,000043
Velocity (Inside)	m/s	---	0,15
Exchange coefficient	W/(m ² K)	1249	3553
DTML	°C		7,21

WARNING

Pressure drops refrigerant side higher than allowed limits.

DIMENSIONS

Surface	m ²	27	
Weight	kg	82	
Channel volume	dm ³	24	24,3
Height	mm	530	
Width	mm	256	
Depth	mm	439,9	
Connections		ODS 22/ODS 54	2" G/2" G

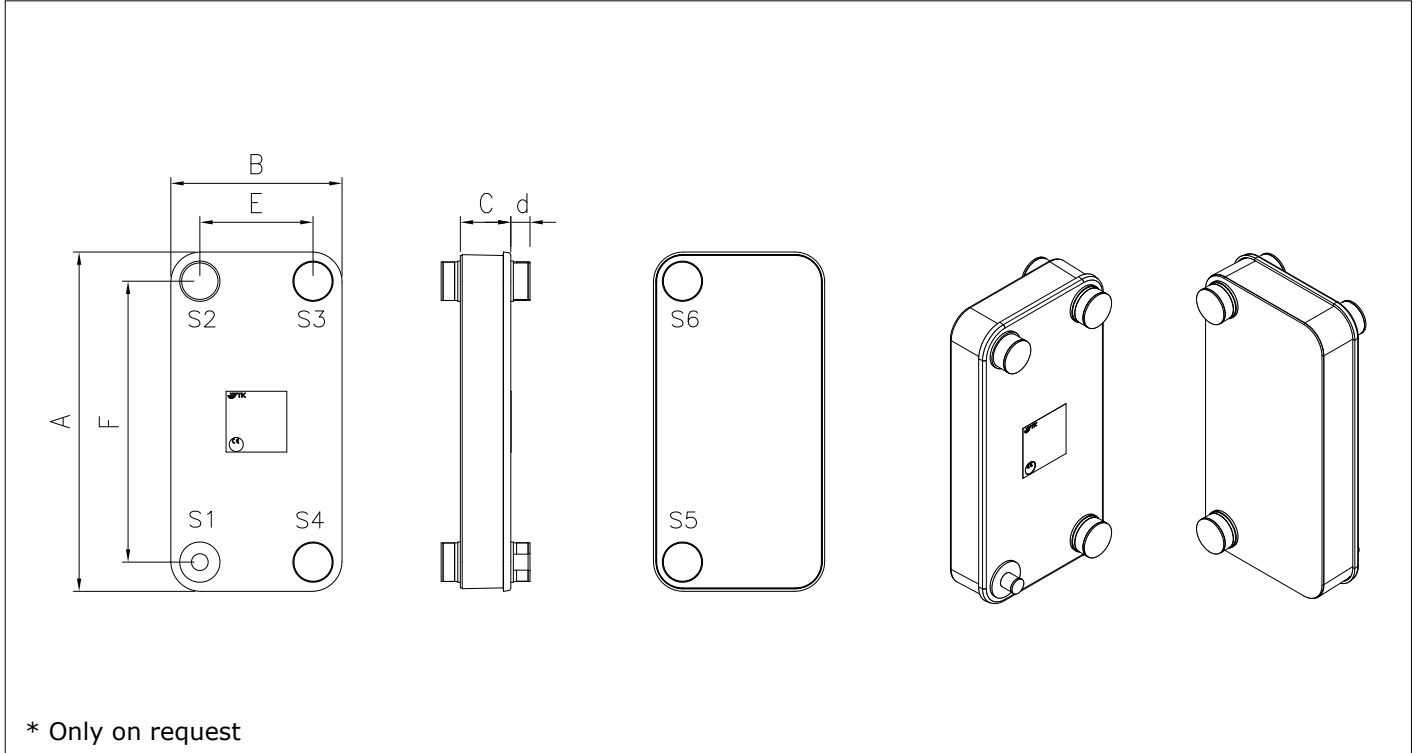
OFFER

Unit net price	Euro	
----------------	------	--

NOTES

--

DATA	15.02.2019
CUSTOMER	
REFERENCE	

DRAWING

DIMENSIONS (mm)
DATA

Dimension	Value	Port	Specification	Material	Unit	Weight
A	530	S1	ODS 22	Surface	m?	27
B	256	S2	ODS 54	Weight	kg	82
C	439,9	S3	2" G			
E	177	S4	2" G			
F	439	S5*	2" G			
G	--	S6*	2" G			
d	27	S7	--			
		S8	--			

This software is only to be used as an assistance and does not replace the necessary specialist knowledge and experience when designing heat exchangers. We continuously work in order to improve and correct the software. Nevertheless we cannot guarantee its absolute infallibility. Therefore the use of the program is at the user's risk.

DATA	15.02.2019
CUSTOMER	
REFERENCE	

Evaporator Model		P15-200 Ev-F	
Number of circuits		1	1
Requested capacity	kW	162,20	
Margin	%	0	
PED category		---	

INPUT DATA		PRIMARY SIDE	SECONDARY SIDE
Refrigerant		R407C	
Evaporating Temperature	°C	2 (Dew)	
Evaporating Pressure	bar A	4,938	
Superheating	K	5	
Condensing Temperature	°C	40 (Dew)	
Condensing Pressure	bar A	15,413	
Subcooling	K	5	
Pressure drop	kPa	229	
Fluid			WATER
Inlet Temperature	°C		12
Outlet Temperature	°C		7
Flow rate	m ³ /h		27,84
Pressure drop	kPa		23,3
Fouling factor	(m ² K)/W		0,000043
Velocity (Inside)	m/s	---	0,14
Exchange coefficient	W/(m ² K)	1233	3527
DTML	°C		7,21

WARNING

Pressure drops refrigerant side higher than allowed limits.

DIMENSIONS

Surface	m ²	30	
Weight	kg	90	
Channel volume	dm ³	26,7	27
Height	mm	530	
Width	mm	256	
Depth	mm	487,9	
Connections		ODS 22/ODS 54	2" G/2" G

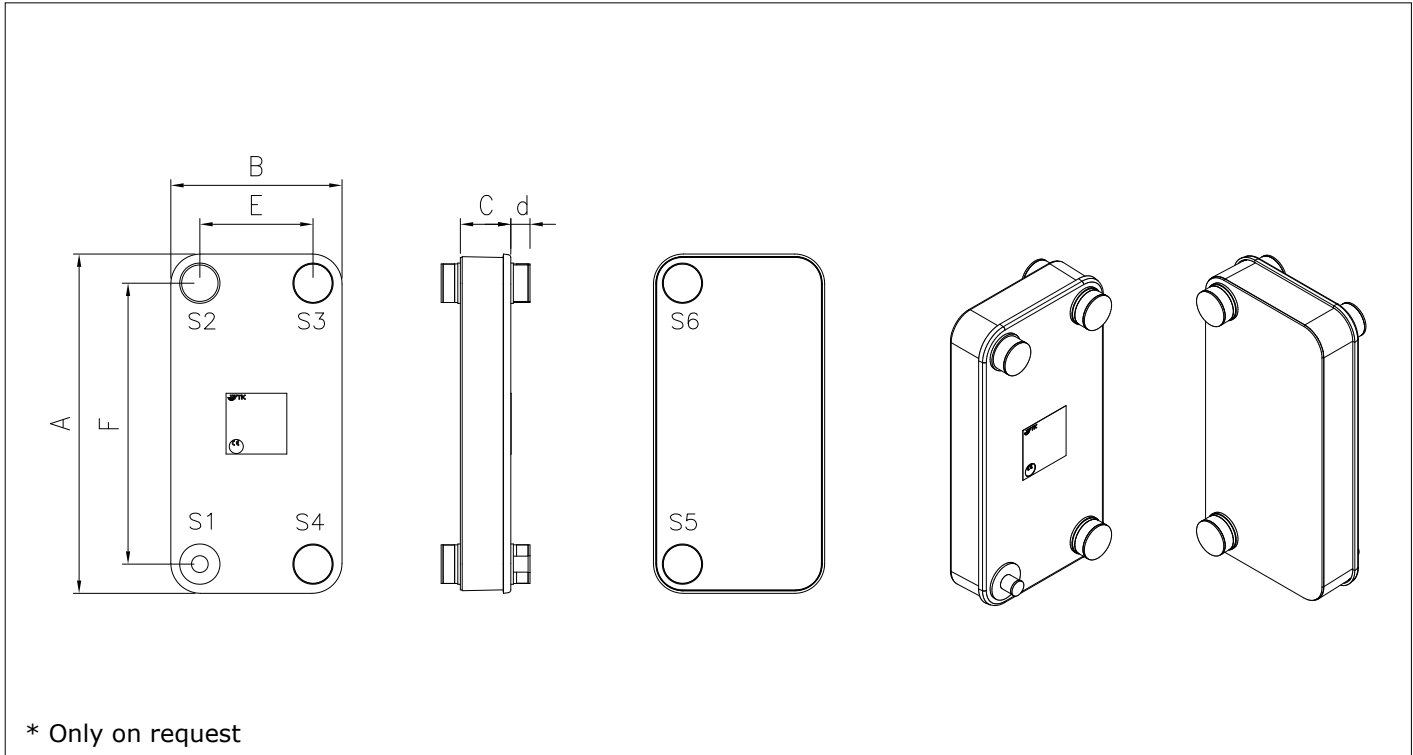
OFFER

Unit net price	Euro	
----------------	------	--

NOTES

--

DATA	15.02.2019
CUSTOMER	
REFERENCE	

DRAWING

DIMENSIONS (mm)
DATA

DIMENSIONS (mm)	DATA
A	530
B	256
C	487,9
E	177
F	439
G	--
d	27
S1	ODS 22
S2	ODS 54
S3	2" G
S4	2" G
S5*	2" G
S6*	2" G
S7	--
S8	--
Surface	m?
Weight	kg
	30
	90

This software is only to be used as an assistance and does not replace the necessary specialist knowledge and experience when designing heat exchangers. We continuously work in order to improve and correct the software. Nevertheless we cannot guarantee its absolute infallibility. Therefore the use of the program is at the user's risk.